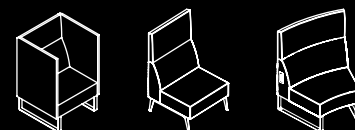


Aroid
CONTRACT • CONTRAT
A GROUPE LACASSE BRAND



**USA /
Price List**
Effective September 2022

Table of Contents

About Arold/How to Use this Price List/ What about special products?	3
Seating collections	4-45
Accessories	46
C.O.M./C.O.V. Policy	47
Custom Fabric Form	48
Terms and Conditions	49-50
Warranty	50
Sample Order	51

Quick Reference Index

Series	Series Abbrev.	Modular / Conference	Lounge / Classic sofas	Lounge / Modern sofas	Healthcare	Public Areas	Page
Bourbon	BB		•				4
Cube 100	CU1		•				5
Cube 200	CU2	•				•	6-8
Cube 300	CU3	•				•	9-12
Hip Hop	H	•				•	13-23
Hip Hop - High Back	H	•				•	23-27
Hip Hop - Junior	HJ	•				•	27-28
Orsay	RS			•			29
Pouf	PF	•				•	30
Sencha - Metal Legs	HM				•	•	31-35
Sencha - Wood Legs	HE				•	•	36-41
Sonoma	SO			•			42
Stad - Upholstered furniture	PD	•				•	43-45

All Arold products are manufactured to meet or exceed BIFMA X5.4 seating standards.

Important note: Any artistic, photographic, clerical, typographical and pricing errors and omissions in this price list are subject to correction. Prices and product specifications are subject to change without notice.

www.grounelacasse.com

ABOUT AROLD...

Arold is synonym of quality, craftsmanship and endless possibilities.

Great expertise and experience have been put together to develop products that will fit your needs and ignite the designer in you. No matter the space you are creating, may it be large or small, for public areas or healthcare facilities, Arold has the product you need.

We look forward to assist you with any questions and support your efforts to make Arold a prized brand under our already successful family of products.

Take a seat and feel the Arold difference.

WHAT ABOUT SPECIAL PRODUCTS?

Groupe Lacasse stands out for its unwavering commitment to flexibility and Arold is no exception. We can help you with non-standard furniture solutions to your specific environment, your special needs and your budget. Please contact **Groupe Lacasse Quotations Department** for an assessment of your request.



Arold products have achieved GREENGUARD GOLD Certification.

GREENGUARD Certified products are certified to GREENGUARD standards for low chemical emissions into indoor air during product usage. For more information, visit ul.com/gg.

HOW TO USE THIS PRICE LIST

Find the products you need

Refer to the **Table of Contents** to find the solutions you require.

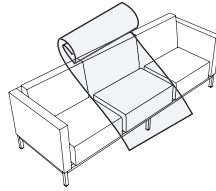
Pictures of various models are available on the Groupe Lacasse website (www.groupelacasse.com).

Specify the upholstery and finishes you want

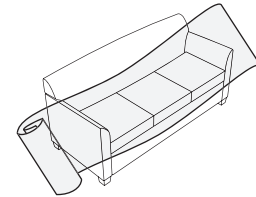
Once you've selected the products that meet your needs, refer to the appropriate upholstery and finish sections that can be found at www.groupelacasse.com and make a note of the applicable codes.

Refer to the **Sample Order** sections specific to each model to ensure integrity of order.

Application policy for upholsteries



Vertical alignment or standard position
(Up the roll)





Horizontal alignment
(Railroaded)

IMPORTANT:

Please note that upholsteries on all our commercial seats will be applied vertically (or standard), the same way the upholstery material unrolls. For reasons of size and optimization of the material, some of our collections with upholstered seats are upholstered horizontally (or with the selvage on top). With some exceptions, this is the opposite direction of the one illustrated in our upholstery cards. Below is a chart showing the direction rolls are applied on every product. You can also consult the symbols under the icons of products shown in this price list.

Direction in which rolls are applied, according to collection

Up the roll 	Railroaded 
Cube 100	Bourbon
Cube 200	Cube 300
Orsay	Hip Hop
Pouf	Hip Hop - High Back
Sencha - Metal Legs	Hip Hop - Junior
Sencha - Wood Legs	Sonoma
Stad - Soft Seating	

Submit your order

Fax: Groupe Lacasse LLC

Attn: Order Entry

1-800-363-5474

Email: oecc@groupelacasse.com

Contact us if you have questions

Making sure you get what you need – on time and accurately – is our first priority. Should you ever have questions, please feel free to contact the Customer Service department.

Telephone: 1-888-522-2773

Email: customerservice@groupelacasse.com

LOUNGE

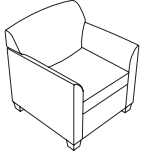
SPECIFICATIONS

- All models ship assembled.
- Available in one tone only.

- Please consult page 51 for frame finishes.
- C.O.M./C.O.V. available. Please refer to page 47.

SAMPLE ORDER: BB2-ML-TN382

BB1




One upholstery:
C.O.M.: 5.6 yd – 5,1 m

Description	Dimensions	(in)	(mm)	Dimensions	(in)	(mm)
Armchair	Seat width	22	559	Overall width	32	813
Aluminum legs	Seat depth	21 ½	546	Overall depth	33	838
	Seat height	17 ¼	438	Overall height	37	940
	Back height	16	432			

Model	Frame	Upholstery / List (\$)
BB1	ML Std	Grade 1 2,567
		Grade 2 2,603
		Grade 3 2,723
		Grade 4 2,824
		Grade 5 2,982
		Grade 6 3,282
		Grade 7 4,305
		Grade 8 3,634

BB2

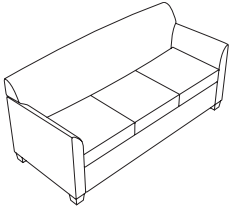


One upholstery:
C.O.M.: 7.6 yd – 6,9 m

Description	Dimensions	(in)	(mm)	Dimensions	(in)	(mm)
Loveseat	Seat width	44	1100	Overall width	54	1372
Aluminum legs	Seat depth	21 ½	546	Overall depth	33	838
	Seat height	17 ¼	438	Overall height	37	940
	Back height	16	432			

Model	Frame	Upholstery / List (\$)
BB2	ML Std	Grade 1 3,303
		Grade 2 3,347
		Grade 3 3,511
		Grade 4 3,647
		Grade 5 3,862
		Grade 6 4,268
		Grade 7 6,328
		Grade 8 4,734

BB3



One upholstery:
C.O.M.: 10.4 yd – 9,5 m

Description	Dimensions	(in)	(mm)	Dimensions	(in)	(mm)
Sofa	Seat width	66	1676	Overall width	76	1930
Aluminum legs	Seat depth	21 ½	546	Overall depth	33	838
	Seat height	17 ¼	438	Overall height	37	940
	Back height	16	432			

Model	Frame	Upholstery / List (\$)
BB3	ML Std	Grade 1 4,026
		Grade 2 4,082
		Grade 3 4,320
		Grade 4 4,498
		Grade 5 4,790
		Grade 6 5,350
		Grade 7 8,523
		Grade 8 5,993

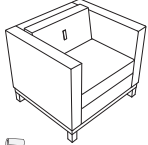
LOUNGE

SPECIFICATIONS

- All models ship assembled.
- Fabric/fabric, fabric/vinyl and vinyl/vinyl dual upholstery is available. The first upholstery code is the backrest and a seat cushion, the second upholstery code is for the arms and structure.
- If dual upholstery combination is from two different grades, list price is the highest grade of the two.
- Higher back optional feature adds 3" (76 mm) to the back cushion only.
- Tablet arm cannot be retrofitted on existing model.
- Electrical modules in Metallic Silver feature two electrical outlets and two 2.1 USB ports. If the optional module is selected, it will be placed on the front right, once seated.
- Steel support belt.
- Levelers allow up to 1 ½" (38 mm) height adjustment.
- Please refer to your Lacasse Sampler for laminate choices.
- Please consult page 51 for frame finishes.
- C.O.M./C.O.V. available. Please refer to page 47.
- For an example of a combination of upholsteries, please see the Cube 300 on page 9.

SAMPLE ORDER: CU110-E8-TN609-TN609-SA-TAL-TWT-DH

CU110

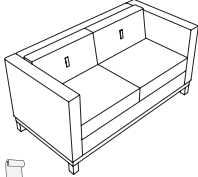


One upholstery – upholsteries 1/2:
C.O.M.: 5.4 yd – 5 m
Dual upholstery – upholstery 1:
C.O.M.: 2.5 yd – 2,3 m
Dual upholstery – upholstery 2:
C.O.M.: 3.8 yd – 3,5 m

Description	Dimensions	(in)	(mm)	Dimensions	(in)	(mm)
Armchair	Seat width	24	609	Overall width	32 ¾	832
Metal base included	Seat depth	18 ½	470	Overall depth	29 ½	750
	Seat height	17 ¼	438	Overall height	28	712
	Back height	10 ¾	273			

Model	Frame	Upholstery / List (\$)	Button (\$)	Tablet arm (\$)	Tablet finish	Other options (\$)	
CU110	E8 Std	Grade 1	2,095	A Std	NA Std	NA Std	DH 64
		Grade 2	2,132	SA N/C	TAL 615	Specify laminate code	PC 858
		Grade 3	2,253		TAR 615		CSB 64
		Grade 4	2,346				CSW 64
		Grade 5	2,495				
		Grade 6	2,788				
		Grade 7	4,291				
		Grade 8	3,124				

CU120

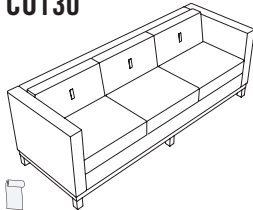


One upholstery – upholsteries 1/2:
C.O.M.: 8.5 yd – 7,8 m
Dual upholstery – upholstery 1:
C.O.M.: 5.1 yd – 4,6 m
Dual upholstery – upholstery 2:
C.O.M.: 4.8 yd – 4,4 m

Description	Dimensions	(in)	(mm)	Dimensions	(in)	(mm)
Loveseat	Seat width	48	1219	Overall width	56 ½	1535
Metal base included	Seat depth	18 ½	470	Overall depth	29 ½	750
	Seat height	17 ¼	438	Overall height	28	712
	Back height	10 ¾	273			

Model	Frame	Upholstery / List (\$)	Button (\$)	Tablet arm (\$)	Tablet finish	Other options (\$)	
CU120	E8 Std	Grade 1	3,203	A Std	NA Std	NA Std	DH 129
		Grade 2	3,253	SA N/C	TAL 615	Specify laminate code	PC 858
		Grade 3	3,446		TAR 615		CSB 129
		Grade 4	3,589				CSW 129
		Grade 5	3,832				
		Grade 6	4,291				
		Grade 7	6,485				
		Grade 8	4,820				

CU130



One upholstery – upholsteries 1/2:
C.O.M.: 10.8 yd – 9,9 m
Dual upholstery – upholstery 1:
C.O.M.: 7.6 yd – 6,9 m
Dual upholstery – upholstery 2:
C.O.M.: 5.9 yd – 5,4 m

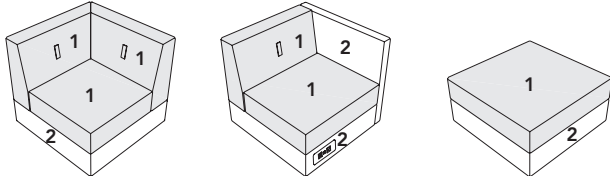
Description	Dimensions	(in)	(mm)	Dimensions	(in)	(mm)
Sofa	Seat width	71 ½	1816	Overall width	79 ½	2019
Metal base included	Seat depth	18 ½	470	Overall depth	29 ½	750
	Seat height	17 ¼	438	Overall height	28	712
	Back height	10 ¾	273			

Model	Frame	Upholstery / List (\$)	Button (\$)	Tablet arm (\$)	Tablet finish	Other options (\$)	
CU130	E8 Std	Grade 1	4,205	A Std	NA Std	NA Std	DH 192
		Grade 2	4,268	SA N/C	TAL 615	Specify laminate code	PC 858
		Grade 3	4,505		TAR 615		CSB 192
		Grade 4	4,698				CSW 192
		Grade 5	4,998				
		Grade 6	5,578				
		Grade 7	9,304				
		Grade 8	6,250				

MODULAR / CONFERENCE AND PUBLIC AREAS

SPECIFICATIONS

- Storage units and tables ship assembled. Minimum assembly is required to mount units to the base.
- Fabric/fabric, fabric/vinyl and vinyl/vinyl dual upholstery is available. The first upholstery code is the backrest and a seat cushion, the second upholstery code is for the arms and structure. As for the ottoman, the first upholstery code is seat cushion, the second upholstery code is for the structure.
- If dual upholstery combination is from two different grades, list price is the highest grade of the two.
- Higher back optional feature adds 3" (76 mm) to the back cushion only.
- Tablet arm cannot be retrofitted on existing model.
- Electrical modules in Metallic Silver feature two electrical outlets and two 2.1 USB ports. If the optional module is selected, it will be placed on the front right, once seated. On a covered storage module, the electrical module is placed in the middle of the surface.
- Steel support belt.
- Levelers allow up to 1 ½" (38 mm) height adjustment.
- Please refer to your Lacasse Sampler for laminate choices.
- Please refer to Accessories on page 46 for ganging brackets and floor anchors.
- Please consult page 51 for frame finishes.
- C.O.M./C.O.V. available. Please refer to page 47.



DUAL UPHOLSTERY APPLICATION

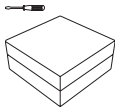
SAMPLE ORDER: CU201-TN382-TN903-PC

1

2

SAMPLE ORDER: CU201-TN382-TN903-PC

CU201

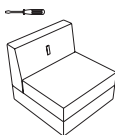


One upholstery – upholsteries 1/2:
C.O.M.: 1.6 yd – 1,5 m
Dual upholstery – upholstery 1:
C.O.M.: 0.98 yd – 0,9 m
Dual upholstery – upholstery 2:
C.O.M.: 0.66 yd – 0,6 m

Description	Dimensions (in)	(mm)	Dimensions (in)	(mm)		
Ottoman	Seat width	24 ½	622	Overall width (with base)	24 ½	622
	Seat depth	24 ½	622	Overall depth (with base)	24 ½	622
	Seat height	17 ¼	438	Overall height (with base)	17 ¼	438

Model	Upholstery / List (\$)	Other options (\$)	
CU201	Grade 1	772	PC 858
	Grade 2	788	CSB 64
	Grade 3	822	CSW 64
	Grade 4	858	
	Grade 5	906	
	Grade 6	1,002	
	Grade 7	1,495	
	Grade 8	1,115	

CU202

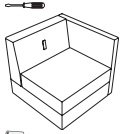


One upholstery – upholsteries 1/2:
C.O.M.: 2.7 yd – 2,45 m
Dual upholstery – upholstery 1:
C.O.M.: 2 yd – 1,9 m
Dual upholstery – upholstery 2:
C.O.M.: 0.66 yd – 0,6 m

Description	Dimensions (in)	(mm)	Dimensions (in)	(mm)		
Armless chair	Seat width	24 ½	622	Overall width (with base)	24 ½	622
	Seat depth	18 ½	470	Overall depth (with base)	24 ½	622
	Seat height	17 ¼	438	Overall height (with base)	28	712
	Back height	10 ¾	273			

Model	Upholstery / List (\$)	Button (\$)	Other options (\$)
CU202	Grade 1	1,208	A Std DH 64
	Grade 2	1,231	SA N/C CSB 64
	Grade 3	1,287	CSW 64
	Grade 4	1,330	PC 858
	Grade 5	1,401	
	Grade 6	1,544	
	Grade 7	2,325	
	Grade 8	1,711	

CU203



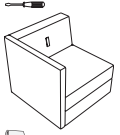
Description	Dimensions	(in)	(mm)	Dimensions	(in)	(mm)
Left-side armchair	Seat width	22	558	Overall width (with base)	24 1/2	622
	Seat depth	18 1/2	470	Overall depth (with base)	24 1/2	622
	Seat height	17 1/4	438	Overall height (with base)	28	712
	Back height	10 3/4	273			



One upholstery – upholsteries 1/2:
C.O.M.: 3.1 yd – 2,85 m
Dual upholstery – upholstery 1:
C.O.M.: 2 yd – 1,85 m
Dual upholstery – upholstery 2:
C.O.M.: 2.2 yd – 2 m

Model	Upholstery / List (\$)	Button (\$)	Tablet arm (\$)	Tablet finish	Other options (\$)
CU203	Grade 1	1,451	A Std	NA Std	DH 64
	Grade 2	1,473	SA N/C	TAL 615	CSB 64
	Grade 3	1,544			CSW 64
	Grade 4	1,609			PC 858
	Grade 5	1,702			
	Grade 6	1,888			
	Grade 7	2,567			
	Grade 8	2,103			

CU204



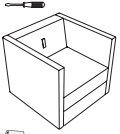
Description	Dimensions	(in)	(mm)	Dimensions	(in)	(mm)
Right-side armchair	Seat width	22	712	Overall width (with base)	24 1/2	622
	Seat depth	18 1/2	470	Overall depth (with base)	24 1/2	622
	Seat height	17 1/4	438	Overall height (with base)	28	712
	Back height	10 3/4	273			



One upholstery – upholsteries 1/2:
C.O.M.: 3.1 yd – 2,85 m
Dual upholstery – upholstery 1:
C.O.M.: 2 yd – 1,85 m
Dual upholstery – upholstery 2:
C.O.M.: 2.2 yd – 2 m

Model	Upholstery / List (\$)	Button (\$)	Tablet arm (\$)	Tablet finish	Other options (\$)
CU204	Grade 1	1,451	A Std	NA Std	DH 64
	Grade 2	1,473	SA N/C	TAR 615	CSB 64
	Grade 3	1,544			CSW 64
	Grade 4	1,609			PC 858
	Grade 5	1,702			
	Grade 6	1,888			
	Grade 7	2,567			
	Grade 8	2,103			

CU205



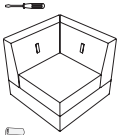
Description	Dimensions	(in)	(mm)	Dimensions	(in)	(mm)
Armchair	Seat width	18	457	Overall width (with base)	24 1/2	622
	Seat depth	18 1/2	470	Overall depth (with base)	24 1/2	622
	Seat height	17 1/4	438	Overall height (with base)	28	712
	Back height	10 3/4	273			



One upholstery – upholsteries 1/2:
C.O.M.: 4 yd – 3,7 m
Dual upholstery – upholstery 1:
C.O.M.: 1.9 yd – 1,75 m
Dual upholstery – upholstery 2:
C.O.M.: 2.6 yd – 2,4 m

Model	Upholstery / List (\$)	Button (\$)	Tablet arm (\$)	Tablet finish	Other options (\$)
CU205	Grade 1	1,688	A Std	NA Std	DH 64
	Grade 2	1,711	SA N/C	TAL 615	CSB 64
	Grade 3	1,801		TAR 615	CSW 64
	Grade 4	1,873			PC 858
	Grade 5	1,994			
	Grade 6	2,216			
	Grade 7	3,096			
	Grade 8	2,475			

CU206



Description	Dimensions	(in)	(mm)	Dimensions	(in)	(mm)
Corner armchair	Seat width	18 1/2	470	Overall width (with base)	24 1/2	622
	Seat depth	18 1/2	470	Overall depth (with base)	24 1/2	622
	Seat height	17 1/4	438	Overall height (with base)	28	712
	Back height	10 3/4	273			

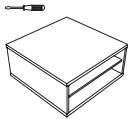


One upholstery – upholsteries 1/2:
C.O.M.: 3.2 yd – 2,95 m
Dual upholstery – upholstery 1:
C.O.M.: 2.9 yd – 2,65 m
Dual upholstery – upholstery 2:
C.O.M.: 0.33 yd – 0,3 m

Model	Upholstery / List (\$)	Button (\$)	Other options (\$)
CU206	Grade 1	1,622	A Std DH 64
	Grade 2	1,645	SA N/C CSB 64
	Grade 3	1,723	CSW 64
	Grade 4	1,788	
	Grade 5	1,888	
	Grade 6	2,081	
	Grade 7	2,910	
	Grade 8	2,295	

STORAGE UNITS

CU2-TS



Description	Dimensions	(in)	(mm)
Single access storage unit Metal base not included	Overall width (with base)	24 1/2	622
	Overall depth (with base)	24 1/2	622
	Overall height (with base)	17 1/4	438

Model	List (\$)	Laminate finish
CU2-TS	593	Specify code

CU2-TD



Description	Dimensions	(in)	(mm)
Double access storage unit Metal base not included	Overall width (with base)	24 1/2	622
	Overall depth (with base)	24 1/2	622
	Overall height (with base)	17 1/4	438

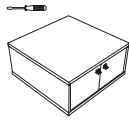
Model	List (\$)	Laminate finish
CU2-TD	643	Specify code

CU2-TSP



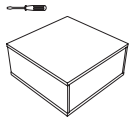
Description		Dimensions	(in)	(mm)
Single access storage unit with doors Metal base not included		Overall width (with base)	24 ½	622
		Overall depth (with base)	24 ½	622
		Overall height (with base)	17 ¼	438
Model	List (\$)	Laminate finish		
CU2-TSP	729	Specify code		

CU2-TDP



Description		Dimensions	(in)	(mm)
Double access storage unit with doors Metal base not included		Overall width (with base)	24 ½	622
		Overall depth (with base)	24 ½	622
		Overall height (with base)	17 ¼	438
Model	List (\$)	Laminate finish		
CU2-TDP	800	Specify code		

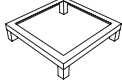
CU2-TF



Description		Dimensions	(in)	(mm)
Closed unit Metal base not included		Overall width (with base)	24 ½	622
		Overall depth (with base)	24 ½	622
		Overall height (with base)	17 ¼	438
Model	List (\$)	Laminate finish	Other options (\$)	
CU2-TF	558	Specify code	PC	858

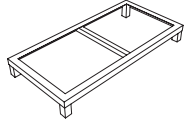
BASES

CU2B1M



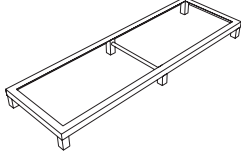
Description		Dimensions	(in)	(mm)
Single-section metal base Hardware included		Overall width	23 ¾	603
		Overall depth	23 ¾	603
		Overall height	5 ⅞	136
Model	Frame	List (\$)		
CU2B1M	E3 Std	380		
	E8 N/C			

CU2B2M



Description		Dimensions	(in)	(mm)
Double-section metal base Hardware included		Overall width	48 ¼	1226
		Overall depth	23 ¾	603
		Overall height	5 ⅞	136
Model	Frame	List (\$)		
CU2B2M	E3 Std	460		
	E8 N/C			

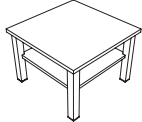
CU2B3M



Description		Dimensions	(in)	(mm)
Triple-section metal base Hardware included		Overall width	72 ¾	1848
		Overall depth	23 ¾	603
		Overall height	5 ⅞	136
Model	Frame	List (\$)		
CU2B3M	E3 Std	595		
	E8 N/C			

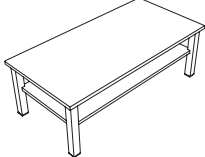
TABLES

CU2-T2424



Description		Dimensions	(in)	(mm)
Square table		Overall width	24 ½	622
		Overall depth	24 ½	622
		Overall height	17 ¼	438
Model	Frame	List (\$)	Laminate finish	
CU2-T2424	E3 Std	601	Specify code	
	E8 N/C			

CU2-T2448



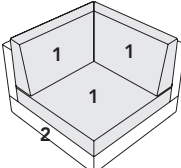
Description		Dimensions	(in)	(mm)
Rectangular table		Overall width	49	1245
		Overall depth	24 ½	622
		Overall height	17 ¼	438
Model	Frame	List (\$)	Laminate finish	
CU2-T2448	E3 Std	716	Specify code	
	E8 N/C			

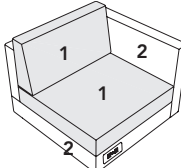
Please see page 12 for configuration suggestions of Cube 200 products.

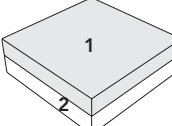
MODULAR / CONFERENCE AND PUBLIC AREAS

SPECIFICATIONS

- Storage units and tables ship assembled. Minimum assembly is required to mount units to the base.
- Fabric/fabric, fabric/vinyl and vinyl/vinyl dual upholstery is available. The first upholstery code is the backrest and a seat cushion, the second upholstery code is for the arms and structure. As for the ottoman, the first upholstery code is seat cushion, the second upholstery code is for the structure.
- If dual upholstery combination is from two different grades, list price is the highest grade of the two.
- Tablet arm cannot be retrofitted on existing model.
- Electrical modules in Metallic Silver feature two electrical outlets and two 2.1 USB ports. If the optional module is selected, it will be placed on the front right, once seated. On a covered storage module, the electrical module is placed in the middle of the surface.
- Steel support belt.
- Levelers allow up to 1 ½" (38 mm) height adjustment.
- Please refer to your Lacasse Sampler for laminate choices.
- Please refer to Accessories on page 46 for ganging brackets and floor anchors.
- Please consult page 51 for frame finishes.
- C.O.M./C.O.V. available. Please refer to page 47.









DUAL UPHOLSTERY APPLICATION

SAMPLE ORDER: CU302-TN382-TN903-PC-CSW



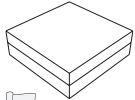
1



2

SAMPLE ORDER: CU302-TN382-TN903-PC-CSW

CU301

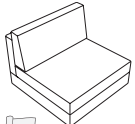


One upholstery – upholsteries 1/2:
C.O.M.: 2.62 yd – 2,41 m
Dual upholstery – upholstery 1:
C.O.M.: 1.89 yd – 1,74 m
Dual upholstery – upholstery 2:
C.O.M.: 0.95 yd – 0,88 m

Description		Dimensions		(in)	(mm)	Dimensions		(in)	(mm)
Ottoman		Seat width	30 ½	781	Overall width (with base)	30 ½	775		
		Seat depth	30 ½	781	Overall depth (with base)	30 ½	775		
		Seat height	18	457	Overall height (with base)	18	457		

Model	Upholstery / List (\$)	Other options (\$)	
CU301	Grade 1	930	PC 858
	Grade 2	935	CSB 64
	Grade 3	987	CSW 64
	Grade 4	1,024	
	Grade 5	1,079	
	Grade 6	1,194	
	Grade 7	1,739	
	Grade 8	1,322	

CU302

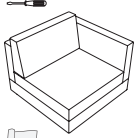


One upholstery – upholsteries 1/2:
C.O.M.: 3.88 yd – 3,58 m
Dual upholstery – upholstery 1:
C.O.M.: 2.42 yd – 2,22 m
Dual upholstery – upholstery 2:
C.O.M.: 1.95 yd – 1,79 m

Description		Dimensions		(in)	(mm)	Dimensions		(in)	(mm)
Armless chair		Seat width	30	762	Overall width (with base)	30 ½	775		
		Seat depth	19 ¾	502	Overall depth (with base)	30 ½	775		
		Seat height	18	457	Overall height (with base)	32 ¾	832		
		Back height	14 ¾	375					

Model	Upholstery / List (\$)	Other options (\$)	
CU302	Grade 1	1,459	PC 858
	Grade 2	1,480	CSB 64
	Grade 3	1,580	CSW 64
	Grade 4	1,650	
	Grade 5	1,774	
	Grade 6	2,009	
	Grade 7	2,810	
	Grade 8	2,275	

CU303

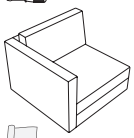


One upholstery – upholsteries 1/2:
C.O.M.: 4.47 yd – 4,11 m
Dual upholstery – upholstery 1:
C.O.M.: 2.24 yd – 2,06 m
Dual upholstery – upholstery 2:
C.O.M.: 3.18 yd – 2,93 m

Description	Dimensions	(in)	(mm)	Dimensions	(in)	(mm)
Left-side armchair	Seat width	27	686	Overall width (with base)	30 ½	775
	Seat depth	19 ¾	502	Overall depth (with base)	30 ½	775
	Seat height	18	457	Overall height (with base)	32 ¾	832
	Back height	14 ¾	375			

Model	Upholstery / List (\$)	Tablet arm (\$)	Tablet finish	Other options (\$)
CU303	Grade 1	1,674	NA Std	PC 858
	Grade 2	1,702	TAL 615	CSB 64
	Grade 3	1,809		CSW 64
	Grade 4	1,895		
	Grade 5	2,026		
	Grade 6	2,280		
	Grade 7	3,804		
	Grade 8	2,574		

CU304

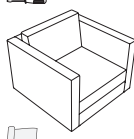


One upholstery – upholsteries 1/2:
C.O.M.: 4.47 yd – 4,11 m
Dual upholstery – upholstery 1:
C.O.M.: 2.24 yd – 2,06 m
Dual upholstery – upholstery 2:
C.O.M.: 3.18 yd – 2,93 m

Description	Dimensions	(in)	(mm)	Dimensions	(in)	(mm)
Right-side armchair	Seat width	27	686	Overall width (with base)	30 ½	775
	Seat depth	19 ¾	502	Overall depth (with base)	30 ½	775
	Seat height	18	457	Overall height (with base)	32 ¾	832
	Back height	14 ¾	375			

Model	Upholstery / List (\$)	Tablet arm (\$)	Tablet finish	Other options (\$)
CU304	Grade 1	1,674	NA Std	PC 858
	Grade 2	1,702	TAR 615	CSB 64
	Grade 3	1,809		CSW 64
	Grade 4	1,895		
	Grade 5	2,026		
	Grade 6	2,280		
	Grade 7	3,804		
	Grade 8	2,574		

CU305

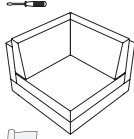


One upholstery – upholsteries 1/2:
C.O.M.: 5.02 yd – 4,62 m
Dual upholstery – upholstery 1:
C.O.M.: 2.06 yd – 1,89 m
Dual upholstery – upholstery 2:
C.O.M.: 3.06 yd – 2,82 m

Description	Dimensions	(in)	(mm)	Dimensions	(in)	(mm)
Armchair	Seat width	24	610	Overall width (with base)	30 ½	775
	Seat depth	19 ¾	502	Overall depth (with base)	30 ½	775
	Seat height	18	457	Overall height (with base)	32 ¾	832
	Back height	14 ¾	375			

Model	Upholstery / List (\$)	Tablet arm (\$)	Tablet finish	Other options (\$)
CU305	Grade 1	1,909	NA Std	PC 858
	Grade 2	1,937	TAL 615	CSB 64
	Grade 3	2,061	TAR 615	CSW 64
	Grade 4	2,152		
	Grade 5	2,309		
	Grade 6	2,596		
	Grade 7	4,133		
	Grade 8	2,932		

CU306



One upholstery – upholsteries 1/2:
C.O.M.: 5.34 yd – 4,91 m
Dual upholstery – upholstery 1:
C.O.M.: 2.62 yd – 2,41 m
Dual upholstery – upholstery 2:
C.O.M.: 2.83 yd – 2,61 m

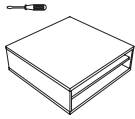
Description	Dimensions	(in)	(mm)	Dimensions	(in)	(mm)
Corner armchair	Seat width	19 ¾	502	Overall width (with base)	30 ½	775
	Seat depth	19 ¾	502	Overall depth (with base)	30 ½	775
	Seat height	18	457	Overall height (with base)	32 ¾	832
	Back height	14 ¾	375			

Model	Upholstery / List (\$)	Other options (\$)
CU306	Grade 1	CSB 64
	Grade 2	CSW 64
	Grade 3	
	Grade 4	
	Grade 5	
	Grade 6	
	Grade 7	
	Grade 8	

STORAGE UNITS

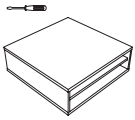
SAMPLE ORDER: CU3-TS-SNO

CU3-TS



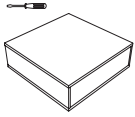
Description		Dimensions	(in)	(mm)
Single access storage unit Metal base not included		Overall width (with base)	30 ½	775
		Overall depth (with base)	30 ½	775
		Overall height (with base)	18	457
Model	List (\$)	Laminate finish		
CU3-TS	692	Specify code		

CU3-TD



Description		Dimensions	(in)	(mm)
Double access storage unit Metal base not included		Overall width (with base)	30 ½	775
		Overall depth (with base)	30 ½	775
		Overall height (with base)	18	457
Model	List (\$)	Laminate finish		
CU3-TD	788	Specify code		

CU3-TF

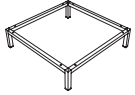


Description		Dimensions	(in)	(mm)
Closed unit Metal base not included		Overall width (with base)	30 ½	775
		Overall depth (with base)	30 ½	775
		Overall height (with base)	18	457
Model	List (\$)	Laminate finish	Other options (\$)	
CU3-TF	729	Specify code	PC	858

BASES

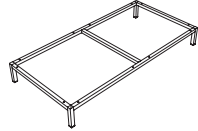
SAMPLE ORDER: CU3B1M-E8

CU3B1M



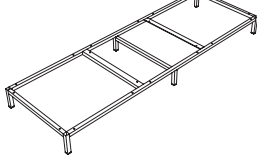
Description		Dimensions	(in)	(mm)
Single-section metal base Hardware included		Overall width	29 ¾	756
		Overall depth	29 ¾	756
		Overall height	7 ¾	197
Model	Frame	List (\$)		
CU3B1M	E3 Std	585		
	E8 N/C			

CU3B2M



Description		Dimensions	(in)	(mm)
Double-section metal base Hardware included		Overall width	60 ¾	1530
		Overall depth	29 ¾	756
		Overall height	7 ¾	197
Model	Frame	List (\$)		
CU3B2M	E3 Std	736		
	E8 N/C			

CU3B3M

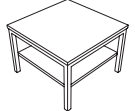


Description		Dimensions	(in)	(mm)
Triple-section metal base Hardware included		Overall width	90 ¾	2306
		Overall depth	29 ¾	756
		Overall height	7 ¾	197
Model	Frame	List (\$)		
CU3B3M	E3 Std	1,033		
	E8 N/C			

TABLES

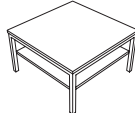
SAMPLE ORDER: CU3-T2424-E8-CER

CU3-T2424



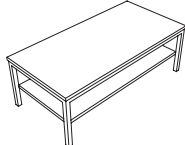
Description		Dimensions	(in)	(mm)
Square table Metal frame		Overall width	24 ½	622
		Overall depth	24 ½	622
		Overall height	18	457
Model	Frame	List (\$)	Laminate finish	
CU3-T2424	E3 Std	579	Specify code	
	E8 N/C			

CU3-T3030



Description		Dimensions	(in)	(mm)
Square table Metal frame		Overall width	30 ½	775
		Overall depth	30 ½	775
		Overall height	18	457
Model	Frame	List (\$)	Laminate finish	
CU3-T3030	E3 Std	665	Specify code	
	E8 N/C			

CU3-T2448



Description		Dimensions	(in)	(mm)
Rectangular table Metal frame		Overall width	49	1245
		Overall depth	24 ½	622
		Overall height	18	457
Model	Frame	List (\$)	Laminate finish	
CU3-T2448	E3 Std	772	Specify code	
	E8 N/C			

CUBE 200 AND CUBE 300 – SUGGESTIONS

Replace "CU2" by "CU3" at the beginning of each model number to switch to Cube 300 solutions.

Replace "CU3" by "CU2" at the beginning of each model number to switch to Cube 200 solutions.

CUBE 200 – S1

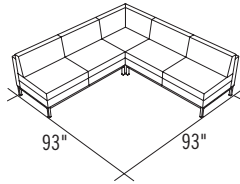
\$2,682



- 1 CU205-A-TAR
- 1 CU2B1M

CUBE 300 – S1

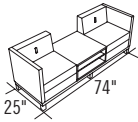
\$9,812



- 4 CU302
- 1 CU306
- 1 CU3B1M
- 2 CU3B2M

CUBE 200 – S2

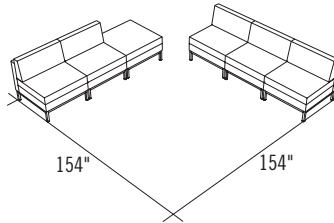
\$4,090



- 1 CU203
- 1 CU204
- 1 CU2-TS
- 1 CU2B3M

CUBE 300 – S2

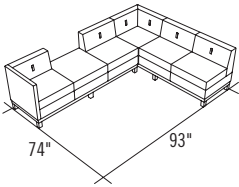
\$11,739



- 1 CU301
- 5 CU302
- 6 CU3B1M

CUBE 200 – S3

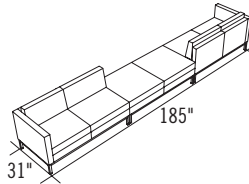
\$8,661



- 1 CU201
- 3 CU202
- 1 CU204
- 1 CU206
- 2 CU2B3M

CUBE 300 – S3

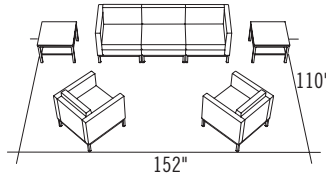
\$10,329



- 2 CU301
- 2 CU302
- 2 CU304
- 3 CU3B2M

CUBE 300 – S4

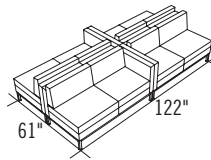
\$12,713



- 1 CU302
- 1 CU303
- 1 CU304
- 2 CU305
- 5 CU3B1M
- 2 CU3-T2424

CUBE 300 – S5

\$15,468



- 4 CU302
- 2 CU303
- 2 CU304
- 4 CU3B2M

HIP HOP, HIP HOP HIGH BACK AND HIP HOP JUNIOR

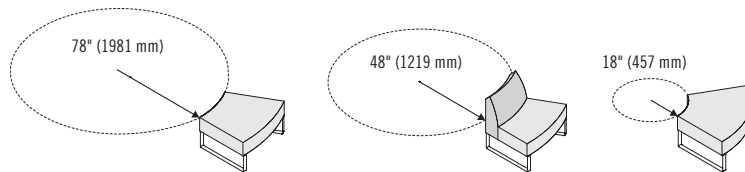
MODULAR / CONFERENCE AND PUBLIC AREAS

SPECIFICATIONS

- All models ship assembled except high back and wood leg models. Assembly of legs and the optional tablet is required on site.
- Fabric/fabric, fabric/vinyl and vinyl/vinyl upholstery is only available for the double ogive and armchairs. The first upholstery code is for the backrest, the second upholstery code is for the seat.
- If dual upholstery combination is from two different grades, list price is the highest grade of the two.
- Leather is not available.
- Metallic Silver electrical modules provide 2 power outlets and 2 USB 2.1 connectors. All electrical modules are rectangular (including the one for HRTM36), with the exception of ottomans and round tables that will include a circular module. Specify this option by adding **PC**, **PCL** or **PCR** depending on the model (maximum of 1 per unit). The modules come installed.
- The optional 9" (229 mm) deep laminate back tablets are installed at a height of 42" (1067 mm).
- Please refer to the Lacasse Sampler for laminate choices.
- Please refer to the Arold Accessories Addendum for information on ganging brackets.
- C.O.M./C.O.V. available. Please refer to page 47 of the current Arold Price Book.

CALCULATING RADIUS:

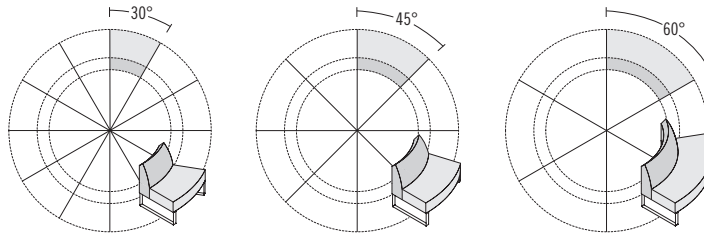
The radius is the linear distance calculated from the center of the circle (point 0) to the inner circumference of the module.



CALCULATING DEGREES:

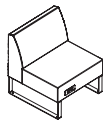
The degree of the angle is calculated by dividing the entire circumference (360°) by the number of modules. E.g.: 360° divided by 6 modular units provides an angle of 60°.

Thus, 12 modules of 30° form a circle (360°).

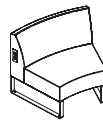


ELECTRICAL MODULE:

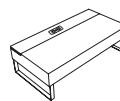
Specify the position of the electrical module based on the model type.



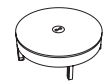
Rectangular electrical module **PC**. Positioned on the front right side, once seated.



Rectangular electrical module **PCL** and **PCR**. Positioned on the side of the back of a wedge chair, once seated. Specify PCL (PC module on left) or PCR (PC module on right).



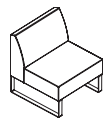
Rectangular electrical module **PCR**. Positioned in the middle of the laminate surface, with the exception of the HRTM36, which will be positioned near the middle of the half-moon shaped surface.



Round electrical module **PC**. Positioned in the center of the laminate surface.

LEG OPTIONS:

9½" (241 mm) height for Hip Hop and Hip Hop High Back products and 6" (152 mm) Hip Hop Junior products.



Standard leg **E**
Steel, curved.



Optional leg **K**
Laser cut steel. (Not offered on Hip Hop Junior products.)



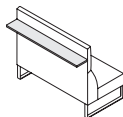
Optional leg **W**
Wood, stained. 2 colors are offered. Hip Hop products with metal legs cannot be retrofitted with wood legs. (Not offered on Hip Hop Junior products.)

LAMINATE BACK TABLET:

To order and indicate an optional laminate back tablet, simply add a laminate code.

Order example: HC60H-E8-AM24-AM24-SNO

When a back laminate tablet is not required, specify **NA**.

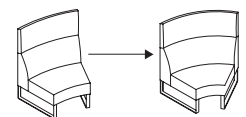


GANGING RULE:

As indicated in this list, and for stability purposes, some modules must be ganged to another module.

The HC30HBA and HC60HBA modules cannot be ganged because they are separated by lateral privacy arms.

Please refer to the Arold Accessories Addendum for information on ganging brackets.



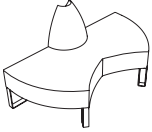
DUAL UPHOLSTERY APPLICATION

SAMPLE ORDER: HC60H-E8-AM24-AM46-NA-PCR

AM24
1

AM46
2

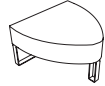
HV



One upholstery – upholsteries 1/2:
C.O.M.: 4.3 yd – 4 m
Dual upholstery – upholstery 1:
C.O.M.: 1 yd – 0,9 m
Dual upholstery – upholstery 2:
C.O.M.: 2.8 yd – 2,5 m

Description		Dimensions (in) (mm)		Dimensions (in) (mm)	
Double ogive seat		Seat width	60 1524	Overall width	60 1524
		Seat depth	21 533	Overall depth	30 762
		Seat height	18 457	Overall height	31 ¾ 806
		Back height	16 406		
Model	Legs (\$)	Upholstery / List (\$)			
HV	E8 Silver Std	Grade 1	3,568	Grade 5	3,905
	K8 Silver 300	Grade 2	3,598	Grade 6	4,148
		Grade 3	3,697	Grade 8	4,434
		Grade 4	3,777		

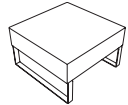
HO



One upholstery:
C.O.M.: 2.3 yd – 2,1 m

Description		Dimensions (in) (mm)		Dimensions (in) (mm)	
Ogive		Seat width	30 762	Overall width	30 762
		Seat depth	30 762	Overall depth	30 762
		Seat height	18 457	Overall height	18 457
Model	Legs (\$)	Upholstery / List (\$)			
HO	E8 Silver Std	Grade 1	1,711	Grade 5	2,009
	K8 Silver 272	Grade 2	1,729	Grade 6	2,224
		Grade 3	1,823	Grade 8	2,475
		Grade 4	1,895		

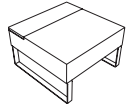
H30



One upholstery:
C.O.M.: 1.9 yd – 1,8 m

Description		Dimensions (in) (mm)		Dimensions (in) (mm)		
Square bench		Seat width	30 762	Overall width	30 762	
		Seat depth	30 762	Overall depth	30 762	
		Seat height	18 457	Overall height	18 457	
Model	Legs (\$)	Upholstery / List (\$)		Other Options (\$)		
H30	E8 Silver Std	W20 Wild Cherry	544	Grade 1	1,694	PC 858
	K8 Silver 272	W21 Terra Cherry	544	Grade 5	1,866	
				Grade 2	1,711	
				Grade 6	1,994	
				Grade 3	1,765	
				Grade 8	2,138	
				Grade 4	1,801	

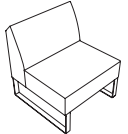
H30X



One upholstery:
C.O.M.: 1.4 yd – 1,3 m

Description		Dimensions (in) (mm)		Dimensions (in) (mm)			
Mixed square bench		Seat width	30 762	Overall width	30 762		
		Seat depth	21 533	Overall depth	30 762		
		Seat height	18 457	Overall height	18 457		
Model	Legs (\$)	Upholstery / List (\$)		Laminate Finish	Other Options (\$)		
H30X	E8 Silver Std	W20 Wild Cherry	544	Grade 1	1,953	Specify code	
	K8 Silver 272	W21 Terra Cherry	544	Grade 5	2,073		PC 858
				Grade 2	1,960		
				Grade 6	2,160		
				Grade 3	1,994		
				Grade 8	2,266		
				Grade 4	2,026		

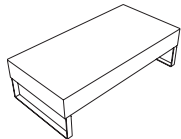
HC30



One upholstery – upholsteries 1/2:
C.O.M.: 3.1 yd – 2,9 m
Dual upholstery – upholstery 1:
C.O.M.: 1.7 yd – 1,5 m
Dual upholstery – upholstery 2:
C.O.M.: 1.4 yd – 1,3 m

Description		Dimensions (in) (mm)		Dimensions (in) (mm)		
Straight chair		Seat width	30 762	Overall width	30 762	
		Seat depth	21 533	Overall depth	30 762	
		Seat height	18 457	Overall height	31 ¾ 806	
		Back height	16 406			
		Back width	30 762			
Model	Legs (\$)	Upholstery / List (\$)		Other Options (\$)		
HC30	E8 Silver Std	W20 Wild Cherry	544	Grade 1	2,360	PC 858
	K8 Silver 272	W21 Terra Cherry	544	Grade 5	2,639	
				Grade 2	2,381	
				Grade 6	2,838	
				Grade 3	2,467	
				Grade 8	3,068	
				Grade 4	2,532	

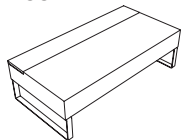
H60



One upholstery:
C.O.M.: 2.5 yd – 2,3 m

Description				Dimensions (in)		Dimensions (mm)		Dimensions (in)		Dimensions (mm)	
Rectangular bench				Seat width	60	1524	Overall width	60	1524		
				Seat depth	30	762	Overall depth	30	762		
				Seat height	18	457	Overall height	18	864		
Model	Legs (\$)			Upholstery / List (\$)				Other Options (\$)			
H60	E8 Silver	Std	W20 Wild Cherry	544	Grade 1	2,052	Grade 5	2,275	PC	858	
	K8 Silver	272	W21 Terra Cherry	544	Grade 2	2,066	Grade 6	2,438			
					Grade 3	2,138	Grade 8	2,622			
					Grade 4	2,189					

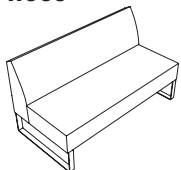
H60X



One upholstery:
C.O.M.: 1.9 yd – 1,8 m

Description				Dimensions (in)		Dimensions (mm)		Dimensions (in)		Dimensions (mm)	
Mixed rectangular bench				Seat width	60	1524	Overall width	60	1524		
				Seat depth	30	762	Overall depth	30	762		
				Seat height	18	457	Overall height	18	457		
Model	Legs (\$)			Upholstery / List (\$)				Laminate Finish		Other Options (\$)	
H60X	E8 Silver	Std	W20 Wild Cherry	544	Grade 1	2,325	Grade 5	2,495	Specify code	PC	858
	K8 Silver	272	W21 Terra Cherry	544	Grade 2	2,337	Grade 6	2,617			
					Grade 3	2,388	Grade 8	2,759			
					Grade 4	2,432					

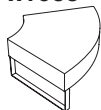
HC60



One upholstery – upholsteries 1/2:
C.O.M.: 4.8 yd – 4,3 m
Dual upholstery – upholstery 1:
C.O.M.: 2.8 yd – 2,6 m
Dual upholstery – upholstery 2:
C.O.M.: 1.9 yd – 1,8 m

Description				Dimensions (in)		Dimensions (mm)		Dimensions (in)		Dimensions (mm)	
Straight chair				Seat width	60	1524	Overall width	60	1524		
				Seat depth	21	533	Overall depth	30	762		
				Seat height	18	457	Overall height	31 3/4	806		
				Back height	16	406					
				Back width	60	1524					
Model	Legs (\$)			Upholstery / List (\$)				Other Options (\$)			
HC60	E8 Silver	Std	W20 Wild Cherry	544	Grade 1	2,918	Grade 5	3,333	PC	858	
	K8 Silver	272	W21 Terra Cherry	544	Grade 2	2,946	Grade 6	3,640			
					Grade 3	3,074	Grade 8	3,991			
					Grade 4	3,175					

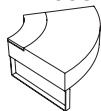
H1860



One upholstery:
C.O.M.: 2 yd – 1,8 m

Description				Dimensions (in)		Dimensions (mm)		Dimensions (in)		Dimensions (mm)	
Wedge bench				Radius = 18" (457 mm)				Seat width		48 1219	
				Degree = 60°				Seat depth		30 762	
								Seat height		18 457	
								Overall width		48 1219	
								Overall depth		32 1/2 826	
								Overall height		18 457	
Model	Legs (\$)			Upholstery / List (\$)				Other Options (\$)			
H1860	E8 Silver	Std	W20 Wild Cherry	544	Grade 1	2,095	Grade 5	2,266			
	K8 Silver	272	W21 Terra Cherry	544	Grade 2	2,109	Grade 6	2,396			
					Grade 3	2,160	Grade 8	2,545			
					Grade 4	2,203					

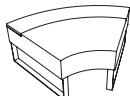
HX1860



One upholstery:
C.O.M.: 2 yd – 1,8 m

Description				Dimensions (in)		Dimensions (mm)		Dimensions (in)		Dimensions (mm)	
Mixed wedge bench				Radius = 18" (457 mm)				Seat width		48 1219	
				Degree = 60°				Seat depth		21 533	
								Seat height		18 457	
								Overall width		48 1219	
								Overall depth		32 1/2 826	
								Overall height		18 457	
Model	Legs (\$)			Upholstery / List (\$)				Laminate Finish		Other Options (\$)	
HX1860	E8 Silver	Std	W20 Wild Cherry	544	Grade 1	2,444	Grade 5	2,622	Specify code	PC	858
	K8 Silver	272	W21 Terra Cherry	544	Grade 2	2,460	Grade 6	2,753			
					Grade 3	2,516	Grade 8	2,896			
					Grade 4	2,560					

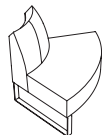
H1860X



One upholstery:
C.O.M.: 1.9 yd – 1,7 m

Description				Dimensions (in)		Dimensions (mm)		Dimensions (in)		Dimensions (mm)	
Mixed wedge bench				Radius = 18" (457 mm)				Seat width		48 1219	
				Degree = 60°				Seat depth		32 1/2 826	
								Seat height		18 457	
								Overall width		48 1219	
								Overall depth		32 1/2 826	
								Overall height		18 457	
Model	Legs (\$)			Upholstery / List (\$)				Laminate Finish		Other Options (\$)	
H1860X	E8 Silver	Std	W20 Wild Cherry	544	Grade 1	2,475	Grade 5	2,639	Specify code	PC	858
	K8 Silver	272	W21 Terra Cherry	544	Grade 2	2,489	Grade 6	2,759			
					Grade 3	2,539	Grade 8	2,896			
					Grade 4	2,581					

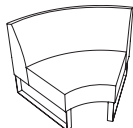
HC1860



One upholstery – upholsteries 1/2:
C.O.M.: 2.9 yd – 2,7 m
Dual upholstery – upholstery 1:
C.O.M.: 1.3 yd – 1,2 m
Dual upholstery – upholstery 2:
C.O.M.: 1.6 yd – 1,5 m

Description		Dimensions (in) (mm)		Dimensions (in) (mm)					
Wedge chair	Radius = 18" (457 mm) Degree = 60°	Seat width	48	1219	Overall width	48	1219		
		Seat depth	21	533	Overall depth	32 ½	826		
		Seat height	18	457	Overall height	31 ¾	806		
		Back height	16	406					
		Back width	27	686					
Model	Legs (\$)	Upholstery / List (\$)		Other Options (\$)					
HC1860	E8 Silver Std	W20 Wild Cherry	544	Grade 1	2,704	Grade 5	2,967	PCL	858
	K8 Silver	272	W21 Terra Cherry	544	Grade 2	2,723	Grade 6	3,152	PCR
				Grade 3	2,804	Grade 8	3,375		
				Grade 4	2,866				

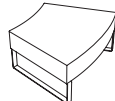
H1860C



One upholstery – upholsteries 1/2:
C.O.M.: 3.8 yd – 3,5 m
Dual upholstery – upholstery 1:
C.O.M.: 2.4 yd – 2,2 m
Dual upholstery – upholstery 2:
C.O.M.: 1.4 yd – 1,3 m

Description		Dimensions (in) (mm)		Dimensions (in) (mm)					
Wedge chair	Radius = 18" (457 mm) Degree = 60°	Seat width	39	991	Overall width	48	1219		
		Seat depth	21	533	Overall depth	32 ½	826		
		Seat height	18	457	Overall height	31 ¾	806		
		Back height	16	406					
		Back width	39	991					
Model	Legs (\$)	Upholstery / List (\$)		Other Options (\$)					
H1860C	E8 Silver Std	W20 Wild Cherry	544	Grade 1	2,854	Grade 5	3,190	PCL	858
	K8 Silver	272	W21 Terra Cherry	544	Grade 2	2,875	Grade 6	3,439	PCR
				Grade 3	2,982	Grade 8	3,725		
				Grade 4	3,061				

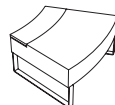
H4830



One upholstery:
C.O.M.: 2 yd – 1,9 m

Description		Dimensions (in) (mm)		Dimensions (in) (mm)			
Wedge bench	Radius = 48" (1219 mm) Degree = 30°	Seat width	40 ¼	1022	Overall width	40 ¼	1022
		Seat depth	30	762	Overall depth	31 ¾	806
		Seat height	18	457	Overall height	18	457
Model	Legs (\$)	Upholstery / List (\$)					
H4830	E8 Silver Std	W20 Wild Cherry	544	Grade 1	2,031	Grade 5	2,216
	K8 Silver	272	W21 Terra Cherry	544	Grade 2	2,044	Grade 6
				Grade 3	2,103	Grade 8	2,495
				Grade 4	2,144		

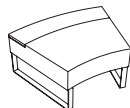
HX4830



One upholstery:
C.O.M.: 2 yd – 1,9 m

Description		Dimensions (in) (mm)		Dimensions (in) (mm)						
Mixed wedge bench	Radius = 48" (1219 mm) Degree = 30°	Seat width	40 ¼	1022	Overall width	40 ¼	1022			
		Seat depth	21	533	Overall depth	31 ¾	806			
		Seat height	18	457	Overall height	18	457			
Model	Legs (\$)	Upholstery / List (\$)		Laminate Finish	Other Options (\$)					
HX4830	E8 Silver Std	W20 Wild Cherry	544	Grade 1	2,388	Grade 5	2,567	Specify code	PC	858
	K8 Silver	272	W21 Terra Cherry	544	Grade 2	2,403	Grade 6	2,695		
				Grade 3	2,453	Grade 8	2,854			
				Grade 4	2,495					

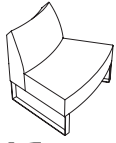
H4830X



One upholstery:
C.O.M.: 1.9 yd – 1,8 m

Description		Dimensions (in) (mm)		Dimensions (in) (mm)						
Mixed wedge bench	Radius = 48" (1219 mm) Degree = 30°	Seat width	35 ¾	909	Overall width	40 ¼	1022			
		Seat depth	21	533	Overall depth	31 ¾	806			
		Seat height	18	457	Overall height	18	457			
Model	Legs (\$)	Upholstery / List (\$)		Laminate Finish	Other Options (\$)					
H4830X	E8 Silver Std	W20 Wild Cherry	544	Grade 1	2,480	Grade 5	2,746	Specify code	PC	858
	K8 Silver	272	W21 Terra Cherry	544	Grade 2	2,504	Grade 6	2,937		
				Grade 3	2,581	Grade 8	3,161			
				Grade 4	2,646					


HC4830



One upholstery – upholsteries 1/2:
C.O.M.: 3.2 yd – 3 m
Dual upholstery – upholstery 1:
C.O.M.: 1.7 yd – 1,6 m
Dual upholstery – upholstery 2:
C.O.M.: 1.5 yd – 1,4 m

Description				Dimensions (in)		Dimensions (mm)		Dimensions (in)		Dimensions (mm)					
Wedge chair		Radius = 48" (1219 mm) Degree = 30°		Seat width	40 ¼	1022	Overall width	40 ¼	1022	Overall depth	31 ¾	806	Overall height	31 ¾	806
Model	Legs (\$)			Upholstery / List (\$)				Other Options (\$)							
HC4830	E8 Silver	Std	W20 Wild Cherry	544	Grade 1	2,704	Grade 5	2,989	PCL	858					
	K8 Silver	272	W21 Terra Cherry	544	Grade 2	2,723	Grade 6	3,196	PCR	858					
					Grade 3	2,810	Grade 8	3,439							
					Grade 4	2,882									

H4830C



One upholstery – upholsteries 1/2:
C.O.M.: 3.7 yd – 3,4 m
Dual upholstery – upholstery 1:
C.O.M.: 2.2 yd – 2 m
Dual upholstery – upholstery 2:
C.O.M.: 1.6 yd – 1,4 m

Description				Dimensions (in)		Dimensions (mm)		Dimensions (in)		Dimensions (mm)					
Wedge chair		Radius = 48" (1219 mm) Degree = 30°		Seat width	35 ¾	909	Overall width	40 ¼	1022	Overall depth	31 ¾	806	Overall height	31 ¾	806
Model	Legs (\$)			Upholstery / List (\$)				Other Options (\$)							
H4830C	E8 Silver	Std	W20 Wild Cherry	544	Grade 1	2,810	Grade 5	3,161	PCL	858					
	K8 Silver	272	W21 Terra Cherry	544	Grade 2	2,838	Grade 6	3,417	PCR	858					
					Grade 3	2,946	Grade 8	3,711							
					Grade 4	3,024									

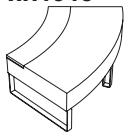
H4845



One upholstery:
C.O.M.: 2.9 yd – 2,6 m

Description				Dimensions (in)		Dimensions (mm)		Dimensions (in)		Dimensions (mm)					
Wedge bench		Radius = 48" (1219 mm) Degree = 45°		Seat width	60	1524	Overall width	60	1524	Overall depth	34	864	Overall height	18	457
Model	Legs (\$)			Upholstery / List (\$)											
H4845	E8 Silver	Std	W20 Wild Cherry	672	Grade 1	2,560	Grade 5	2,838							
	K8 Silver	300	W21 Terra Cherry	672	Grade 2	2,581	Grade 6	3,038							
					Grade 3	2,668	Grade 8	3,275							
					Grade 4	2,731									

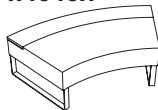
HX4845



One upholstery:
C.O.M.: 2.8 yd – 2,5 m

Description				Dimensions (in)		Dimensions (mm)		Dimensions (in)		Dimensions (mm)					
Mixed wedge bench		Radius = 48" (1219 mm) Degree = 45°		Seat width	60	1524	Overall width	60	1524	Overall depth	34	864	Overall height	18	457
Model	Legs (\$)			Upholstery / List (\$)				Laminate Finish		Other Options (\$)					
HX4845	E8 Silver	Std	W20 Wild Cherry	672	Grade 1	3,046	Grade 5	3,297	Specify code	PC	858				
	K8 Silver	300	W21 Terra Cherry	672	Grade 2	3,074	Grade 6	3,475							
					Grade 3	3,147	Grade 8	3,681							
					Grade 4	3,203									

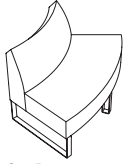
H4845X



One upholstery:
C.O.M.: 2.6 yd – 2,4 m

Description				Dimensions (in)		Dimensions (mm)		Dimensions (in)		Dimensions (mm)					
Mixed wedge bench		Radius = 48" (1219 mm) Degree = 45°		Seat width	53	1346	Overall width	60	1524	Overall depth	34	864	Overall height	18	457
Model	Legs (\$)			Upholstery / List (\$)				Laminate Finish		Other Options (\$)					
H4845X	E8 Silver	Std	W20 Wild Cherry	672	Grade 1	3,052	Grade 5	3,282	Specify code	PC	858				
	K8 Silver	300	W21 Terra Cherry	672	Grade 2	3,068	Grade 6	3,453							
					Grade 3	3,139	Grade 8	3,653							
					Grade 4	3,196									

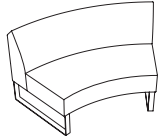
HC4845



One upholstery – upholsteries 1/2:
C.O.M.: 4 yd – 3,7 m
Dual upholstery – upholstery 1:
C.O.M.: 2.3 yd – 2,1 m
Dual upholstery – upholstery 2:
C.O.M.: 1.9 yd – 1,7 m

Description		Dimensions (in) (mm)		Dimensions (in) (mm)					
Wedge chair	Radius = 48" (1219 mm) Degree = 45°	Seat width	44	1118	Overall width	60	1524		
		Seat depth	21	533	Overall depth	34	864		
		Seat height	18	457	Overall height	31 ¾	806		
		Back height	16	406					
		Back width	43 ¾	1108					
Model	Legs (\$)	Upholstery / List (\$)		Other Options (\$)					
HC4845	E8 Silver Std	W20 Wild Cherry	672	Grade 1	3,504	Grade 5	3,876	PCL	858
	K8 Silver 300	W21 Terra Cherry	672	Grade 2	3,534	Grade 6	4,140	PCR	858
				Grade 3	3,647	Grade 8	4,447		
				Grade 4	3,732				

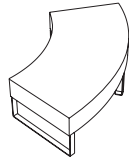
H4845C



One upholstery – upholsteries 1/2:
C.O.M.: 4.3 yd – 4 m
Dual upholstery – upholstery 1:
C.O.M.: 2.6 yd – 2,4 m
Dual upholstery – upholstery 2:
C.O.M.: 1.8 yd – 1,7 m

Description		Dimensions (in) (mm)		Dimensions (in) (mm)					
Wedge chair	Radius = 48" (1219 mm) Degree = 45°	Seat width	53	1346	Overall width	60	1524		
		Seat depth	21	533	Overall depth	34	864		
		Seat height	18	457	Overall height	31 ¾	806		
		Back height	16	406					
		Back width	53	1346					
Model	Legs (\$)	Upholstery / List (\$)		Other Options (\$)					
H4845C	E8 Silver Std	W20 Wild Cherry	672	Grade 1	3,517	Grade 5	3,982	PCL	858
	K8 Silver 300	W21 Terra Cherry	672	Grade 2	3,547	Grade 6	4,375	PCR	858
				Grade 3	3,669	Grade 8	4,835		
				Grade 4	3,777				

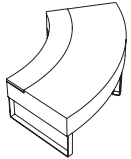
H4860



One upholstery:
C.O.M.: 3.7 yd – 2,6 m

Description		Dimensions (in) (mm)		Dimensions (in) (mm)			
Wedge bench	Radius = 48" (1219 mm) Degree = 60°	Seat width	78	1981	Overall width	78	1981
		Seat depth	30	762	Overall depth	37	940
		Seat height	18	457	Overall height	18	457
Model	Legs (\$)	Upholstery / List (\$)					
H4860	E8 Silver Std	W20 Wild Cherry	672	Grade 1	2,954	Grade 5	3,282
	K8 Silver 300	W21 Terra Cherry	672	Grade 2	2,982	Grade 6	3,526
				Grade 3	3,082	Grade 8	3,804
				Grade 4	3,161		

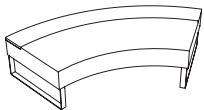
HX4860



One upholstery:
C.O.M.: 3.7 yd – 2,5 m

Description		Dimensions (in) (mm)		Dimensions (in) (mm)						
Mixed wedge bench	Radius = 48" (1219 mm) Degree = 60°	Seat width	78	1981	Overall width	78	1981			
		Seat depth	21	533	Overall depth	37	940			
		Seat height	18	457	Overall height	18	457			
Model	Legs (\$)	Upholstery / List (\$)		Laminate Finish	Other Options (\$)					
HX4860	E8 Silver Std	W20 Wild Cherry	672	Grade 1	3,497	Grade 5	3,826	Specify code	PC	858
	K8 Silver 300	W21 Terra Cherry	672	Grade 2	3,526	Grade 6	4,068			
				Grade 3	3,624	Grade 8	4,340			
				Grade 4	3,705					

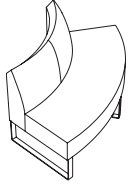
H4860X



One upholstery:
C.O.M.: 3 yd – 2,4 m

Description		Dimensions (in) (mm)		Dimensions (in) (mm)						
Mixed wedge bench	Radius = 48" (1219 mm) Degree = 60°	Seat width	57	1448	Overall width	78	1981			
		Seat depth	21	533	Overall depth	37	940			
		Seat height	18	457	Overall height	18	457			
Model	Legs (\$)	Upholstery / List (\$)		Laminate Finish	Other Options (\$)					
H4860X	E8 Silver Std	W20 Wild Cherry	672	Grade 1	3,511	Grade 5	3,790	Specify code	PC	858
	K8 Silver 300	W21 Terra Cherry	672	Grade 2	3,534	Grade 6	3,991			
				Grade 3	3,618	Grade 8	4,220			
				Grade 4	3,681					

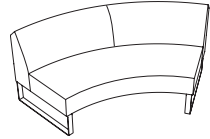
HC4860



One upholstery – upholsteries 1/2:
C.O.M.: 4.4 yd – 4 m
Dual upholstery – upholstery 1:
C.O.M.: 2.7 yd – 2,5 m
Dual upholstery – upholstery 2:
C.O.M.: 2.5 yd – 2,3 m

Description				Dimensions (in) (mm)		Dimensions (in) (mm)	
Wedge chair		Radius = 48" (1219 mm) Degree = 60°		Seat width	78 1981	Overall width	78 1981
				Seat depth	21 533	Overall depth	37 940
				Seat height	18 457	Overall height	31 ¾ 806
				Back height	16 406		
				Back width	57 1448		
Model	Legs (\$)			Upholstery / List (\$)		Other Options (\$)	
HC4860	E8 Silver	Std	W20 Wild Cherry	Grade 1	3,982	Grade 5	4,405
	K8 Silver	300	W21 Terra Cherry	Grade 2	4,018	Grade 6	4,706
				Grade 3	4,140	Grade 8	5,054
				Grade 4	4,240		
						PCL	858
						PCR	858

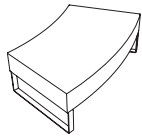
H4860C



One upholstery – upholsteries 1/2:
C.O.M.: 5.1 yd – 4,6 m
Dual upholstery – upholstery 1:
C.O.M.: 3.3 yd – 3 m
Dual upholstery – upholstery 2:
C.O.M.: 2.2 yd – 2 m

Description				Dimensions (in) (mm)		Dimensions (in) (mm)	
Wedge chair		Radius = 48" (1219 mm) Degree = 60°		Seat width	69 ¼ 1759	Overall width	78 1981
				Seat depth	21 533	Overall depth	37 940
				Seat height	18 457	Overall height	31 ¾ 806
				Back height	16 406		
				Back width	69 ¼ 1759		
Model	Legs (\$)			Upholstery / List (\$)		Other Options (\$)	
H4860C	E8 Silver	Std	W20 Wild Cherry	Grade 1	4,063	Grade 5	4,511
	K8 Silver	300	W21 Terra Cherry	Grade 2	4,097	Grade 6	4,835
				Grade 3	4,233	Grade 8	5,213
				Grade 4	4,340		
						PCL	858
						PCR	858

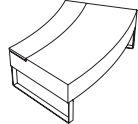
H7830



One upholstery:
C.O.M.: 2.6 yd – 2,4 m

Description				Dimensions (in) (mm)		Dimensions (in) (mm)	
Wedge bench		Radius = 78" (1981 mm) Degree = 60°		Seat width	56 1422	Overall width	56 1422
				Seat depth	30 762	Overall depth	32 ¾ 832
				Seat height	18 457	Overall height	18 457
Model	Legs (\$)			Upholstery / List (\$)			
H7830	E8 Silver	Std	W20 Wild Cherry	Grade 1	2,266	Grade 5	2,504
	K8 Silver	272	W21 Terra Cherry	Grade 2	2,290	Grade 6	2,674
				Grade 3	2,360	Grade 8	2,866
				Grade 4	2,408		

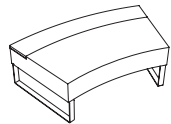
HX7830



One upholstery:
C.O.M.: 2.8 yd – 2,5 m

Description				Dimensions (in) (mm)		Dimensions (in) (mm)	
Mixed wedge bench		Radius = 78" (1981 mm) Degree = 30°		Seat width	56 1422	Overall width	56 1422
				Seat depth	21 533	Overall depth	32 ¾ 832
				Seat height	18 457	Overall height	18 457
Model	Legs (\$)			Upholstery / List (\$)		Laminate Finish	Other Options (\$)
HX7830	E8 Silver	Std	W20 Wild Cherry	Grade 1	2,795	Grade 5	3,024
	K8 Silver	272	W21 Terra Cherry	Grade 2	2,810	Grade 6	3,196
				Grade 3	2,882	Grade 8	3,396
				Grade 4	2,937		
						Specify code	PC 858

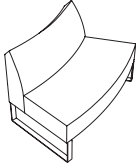
H7830X



One upholstery:
C.O.M.: 2.8 yd – 2,6 m

Description				Dimensions (in) (mm)		Dimensions (in) (mm)	
Mixed wedge bench		Radius = 78" (1981 mm) Degree = 30°		Seat width	51 1295	Overall width	56 1422
				Seat depth	21 533	Overall depth	32 ¾ 832
				Seat height	18 457	Overall height	18 457
Model	Legs (\$)			Upholstery / List (\$)		Laminate Finish	Other Options (\$)
H7830X	E8 Silver	Std	W20 Wild Cherry	Grade 1	2,838	Grade 5	3,074
	K8 Silver	272	W21 Terra Cherry	Grade 2	2,860	Grade 6	3,247
				Grade 3	2,932	Grade 8	3,439
				Grade 4	2,989		
						Specify code	PC 858


HC7830



One upholstery – upholsteries 1/2:
C.O.M.: 3.9 yd – 3,6 m
Dual upholstery – upholstery 1:
C.O.M.: 2.3 yd – 2,1 m
Dual upholstery – upholstery 2:
C.O.M.: 1.8 yd – 1,7 m

Description		Dimensions (in) (mm)		Dimensions (in) (mm)				
Wedge chair	Radius = 78" (1981 mm) Degree = 30°	Seat width	56	1422	Overall width	56	1422	
		Seat depth	21	533	Overall depth	32 ¾	832	
		Seat height	18	457	Overall height	31 ¾	806	
		Back height	16	406				
		Back width	45	1143				
Model	Legs (\$)	Upholstery / List (\$)		Other Options (\$)				
HC7830	E8 Silver Std W20 Wild Cherry	544	Grade 1	2,847	Grade 5	3,210	PCL	858
	K8 Silver 272 W21 Terra Cherry	544	Grade 2	2,875	Grade 6	3,482	PCR	858
			Grade 3	2,982	Grade 8	3,797		
			Grade 4	3,074				

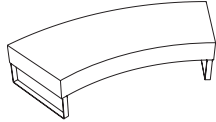
H7830C



One upholstery – upholsteries 1/2:
C.O.M.: 4 yd – 3,6 m
Dual upholstery – upholstery 1:
C.O.M.: 2.3 yd – 2,1 m
Dual upholstery – upholstery 2:
C.O.M.: 1.7 yd – 1,5 m

Description		Dimensions (in) (mm)		Dimensions (in) (mm)				
Wedge chair	Radius = 78" (1981 mm) Degree = 30°	Seat width	51 ½	1308	Overall width	56	1422	
		Seat depth	21	533	Overall depth	32 ¾	832	
		Seat height	18	457	Overall height	31 ¾	806	
		Back height	16	406				
		Back width	51 ½	1308				
Model	Legs (\$)	Upholstery / List (\$)		Other Options (\$)				
H7830C	E8 Silver Std W20 Wild Cherry	544	Grade 1	3,333	Grade 5	3,705	PCL	858
	K8 Silver 272 W21 Terra Cherry	544	Grade 2	3,361	Grade 6	3,976	PCR	858
			Grade 3	3,475	Grade 8	4,291		
			Grade 4	3,563				

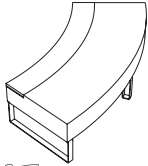
H7845



One upholstery:
C.O.M.: 2.6 yd – 2,4 m

Description		Dimensions (in) (mm)		Dimensions (in) (mm)				
Wedge bench	Radius = 78" (1981 mm) Degree = 45°	Seat width	83	2108	Overall width	83	2108	
		Seat depth	30	762	Overall depth	36	915	
		Seat height	18	457	Overall height	18	457	
Model	Legs (\$)	Upholstery / List (\$)		Other Options (\$)				
H7845	E8 Silver Std W20 Wild Cherry	672	Grade 1	2,975	Grade 5	3,219		
	K8 Silver 300 W21 Terra Cherry	672	Grade 2	2,996	Grade 6	3,396		
			Grade 3	3,068	Grade 8	3,604		
			Grade 4	3,124				

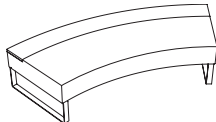
HX7845



One upholstery:
C.O.M.: 3.2 yd – 3 m

Description		Dimensions (in) (mm)		Dimensions (in) (mm)					
Mixed wedge bench	Radius = 78" (1981 mm) Degree = 45°	Seat width	83	2108	Overall width	83	2108		
		Seat depth	21	533	Overall depth	36	915		
		Seat height	18	457	Overall height	18	457		
Model	Legs (\$)	Upholstery / List (\$)		Laminate Finish	Other Options (\$)				
HX7845	E8 Silver Std W20 Wild Cherry	672	Grade 1	3,511	Grade 5	3,797	Specify code	PC	858
	K8 Silver 300 W21 Terra Cherry	672	Grade 2	3,534	Grade 6	4,004			
			Grade 3	3,618	Grade 8	4,248			
			Grade 4	3,690					

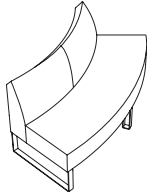
H7845X



One upholstery:
C.O.M.: 3.2 yd – 3 m

Description		Dimensions (in) (mm)		Dimensions (in) (mm)					
Mixed wedge bench	Radius = 78" (1981 mm) Degree = 45°	Seat width	83	2108	Overall width	83	2108		
		Seat depth	21	533	Overall depth	36	915		
		Seat height	18	457	Overall height	18	457		
Model	Legs (\$)	Upholstery / List (\$)		Laminate Finish	Other Options (\$)				
H7845X	E8 Silver Std W20 Wild Cherry	672	Grade 1	3,552	Grade 5	3,868	Specify code	PC	858
	K8 Silver 300 W21 Terra Cherry	672	Grade 2	3,575	Grade 6	4,091			
			Grade 3	3,676	Grade 8	4,356			
			Grade 4	3,748					

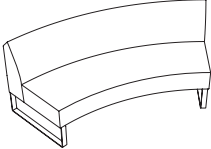
HC7845



One upholstery – upholsteries 1/2:
C.O.M.: 5.3 yd – 4,8 m
Dual upholstery – upholstery 1:
C.O.M.: 2.6 yd – 2,4 m
Dual upholstery – upholstery 2:
C.O.M.: 2.9 yd – 2,6 m

Description				Dimensions (in)		Dimensions (mm)		Dimensions (in)		Dimensions (mm)					
Wedge chair		Radius = 78" (1981 mm) Degree = 45°		Seat width	83	2108	Overall width	83	2108	Overall depth	36	915	Overall height	31¾	806
Model	Legs (\$)			Upholstery / List (\$)				Other Options (\$)							
HC7845	E8 Silver	Std	W20 Wild Cherry	672	Grade 1	3,991	Grade 5	4,463	PCL	858					
	K8 Silver	300	W21 Terra Cherry	672	Grade 2	4,033	Grade 6	4,806	PCR	858					
					Grade 3	4,169	Grade 8	5,198							
					Grade 4	4,283									

H7845C



One upholstery – upholsteries 1/2:
C.O.M.: 5.5 yd – 5,1 m
Dual upholstery – upholstery 1:
C.O.M.: 3.1 yd – 2,9 m
Dual upholstery – upholstery 2:
C.O.M.: 2.5 yd – 2,3 m

Description				Dimensions (in)		Dimensions (mm)		Dimensions (in)		Dimensions (mm)					
Wedge chair		Radius = 78" (1981 mm) Degree = 45°		Seat width	76	1930	Overall width	83	2108	Overall depth	36	915	Overall height	31¾	806
Model	Legs (\$)			Upholstery / List (\$)				Other Options (\$)							
H7845C	E8 Silver	Std	W20 Wild Cherry	672	Grade 1	4,082	Grade 5	4,592	PCL	858					
	K8 Silver	300	W21 Terra Cherry	672	Grade 2	4,126	Grade 6	4,963	PCR	858					
					Grade 3	4,277	Grade 8	5,392							
					Grade 4	4,397									

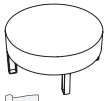
HR24



One upholstery:
C.O.M.: 1.26 yd – 1,3 m

Description				Dimensions (in)		Dimensions (mm)						
Round ottoman				Overall width	24	610	Overall depth	24	610	Overall height	18	457
Model	Legs (\$)			Upholstery / List (\$)								
HR24	E8 Silver	Std	W20 Wild Cherry	544	Grade 1	1,559	Grade 5	1,682				
	K8 Silver	272	W21 Terra Cherry	544	Grade 2	1,566	Grade 6	1,765				
					Grade 3	1,603	Grade 8	1,873				
					Grade 4	1,631						

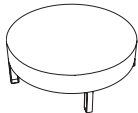
HR36



One upholstery:
C.O.M.: 1.91 yd – 1,9 m

Description				Dimensions (in)		Dimensions (mm)						
Round ottoman				Overall width	36	914	Overall depth	36	914	Overall height	18	457
Model	Legs (\$)			Upholstery / List (\$)								
HR36	E8 Silver	Std	W20 Wild Cherry	544	Grade 1	1,631	Grade 5	1,823				
	K8 Silver	272	W21 Terra Cherry	544	Grade 2	1,645	Grade 6	1,965				
					Grade 3	1,711	Grade 8	2,132				
					Grade 4	1,751						

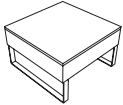
HR48



One upholstery:
C.O.M.: 2.52 yd – 2,5 m

Description				Dimensions (in)		Dimensions (mm)						
Round ottoman				Overall width	48	1219	Overall depth	48	1219	Overall height	18	457
Model	Legs (\$)			Upholstery / List (\$)								
HR48	E8 Silver	Std	W20 Wild Cherry	544	Grade 1	2,381	Grade 5	2,622				
	K8 Silver	272	W21 Terra Cherry	544	Grade 2	2,403	Grade 6	2,804				
					Grade 3	2,475	Grade 8	3,010				
					Grade 4	2,532						

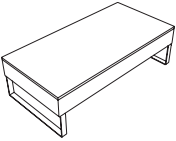
HT30



One upholstery:
C.O.M.: 1.04 yd – 1 m

Description					Dimensions		(in)	(mm)		
Square table					Overall width	30	762			
					Overall depth	30	762			
					Overall height	18	457			
Model	Legs (\$)				Upholstery / List (\$)			Laminate Finish	Other Options (\$)	
HT30	E8 Silver	Std	W20 Wild Cherry	544	Grade 1	1,459	Grade 5	1,566	Specify code	PC 858
	K8 Silver	272	W21 Terra Cherry	544	Grade 2	1,465	Grade 6	1,645		
					Grade 3	1,502	Grade 8	1,739		
					Grade 4	1,523				

HT60



One upholstery:
C.O.M.: 1.75 yd – 1,8 m

Description					Dimensions		(in)	(mm)		
Rectangular table					Overall width	60	1524			
					Overall depth	30	762			
					Overall height	18	457			
Model	Legs (\$)				Upholstery / List (\$)			Laminate Finish	Other Options (\$)	
HT60	E8 Silver	Std	W20 Wild Cherry	544	Grade 1	1,859	Grade 5	2,037	Specify code	PC 858
	K8 Silver	272	W21 Terra Cherry	544	Grade 2	1,873	Grade 6	2,174		
					Grade 3	1,924	Grade 8	2,331		
					Grade 4	1,965				

HRT24



One upholstery:
C.O.M.: 0.55 yd – 0,6 m

Description					Dimensions		(in)	(mm)		
Round table					Overall width	24	610			
					Overall depth	24	610			
					Overall height	18	457			
Model	Legs (\$)				Upholstery / List (\$)			Laminate Finish	Other Options (\$)	
HRT24	E8 Silver	Std	W20 Wild Cherry	544	Grade 1	1,523	Grade 5	1,580	Specify code	PC 858
	K8 Silver	272	W21 Terra Cherry	544	Grade 2	1,532	Grade 6	1,615		
					Grade 3	1,544	Grade 8	1,659		
					Grade 4	1,559				

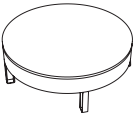
HRT36



One upholstery:
C.O.M.: 0.82 yd – 0,8 m

Description					Dimensions		(in)	(mm)		
Round table					Overall width	36	915			
					Overall depth	36	915			
					Overall height	18	457			
Model	Legs (\$)				Upholstery / List (\$)			Laminate Finish	Other Options (\$)	
HRT36	E8 Silver	Std	W20 Wild Cherry	544	Grade 1	1,946	Grade 5	2,037	Specify code	PC 858
	K8 Silver	272	W21 Terra Cherry	544	Grade 2	1,953	Grade 6	2,109		
					Grade 3	1,980	Grade 8	2,194		
					Grade 4	2,002				

HRT48



One upholstery:
C.O.M.: 1.09 yd – 1,1 m

Description					Dimensions		(in)	(mm)		
Round table					Overall width	48	1219			
					Overall depth	48	1219			
					Overall height	18	457			
Model	Legs (\$)				Upholstery / List (\$)			Laminate Finish	Other Options (\$)	
HRT48	E8 Silver	Std	W20 Wild Cherry	544	Grade 1	2,302	Grade 5	2,417	Specify code	PC 858
	K8 Silver	272	W21 Terra Cherry	544	Grade 2	2,309	Grade 6	2,495		
					Grade 3	2,346	Grade 8	2,596		
					Grade 4	2,374				

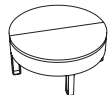
HOT



One upholstery:
C.O.M.: 2.08 yd – 2,1 m

Description					Dimensions		(in)	(mm)		
Ogive table					Overall width	30	762			
					Overall depth	30	762			
					Overall height	18	457			
Model	Legs (\$)				Upholstery / List (\$)			Laminate Finish	Other Options (\$)	
HOT	E8 Silver	Std	W20 Wild Cherry	544	Grade 1	2,302	Grade 5	2,509	Specify code	PC 858
	K8 Silver	272	W21 Terra Cherry	544	Grade 2	2,325	Grade 6	2,652		
					Grade 3	2,381	Grade 8	2,824		
					Grade 4	2,432				

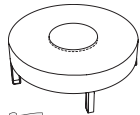
HRTM36



One upholstery:
C.O.M.: 1.48 yd – 1,5 m

Description					Dimensions		(in)	(mm)			
Mixed ottoman table					Overall width	36	915				
					Overall depth	36	915				
					Overall height	18	457				
Model	Legs (\$)				Upholstery / List (\$)				Laminate Finish	Other Options (\$)	
HRTM36	E8 Silver	Std	W20 Wild Cherry	544	Grade 1	1,994	Grade 5	2,138	Specify code	PC	858
	K8 Silver	272	W21 Terra Cherry	544	Grade 2	2,002	Grade 6	2,239			
					Grade 3	2,044	Grade 8	2,360			
					Grade 4	2,081					

HRTP48

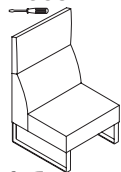


One upholstery:
C.O.M.: 2.52 yd – 2,5 m

Description					Dimensions		(in)	(mm)			
Mixed ottoman table					Overall width	48	1219				
					Overall depth	48	1219				
					Overall height	18	457				
Model	Legs (\$)				Upholstery / List (\$)				Laminate Finish	Other Options (\$)	
HRTP48	E8 Silver	Std	W20 Wild Cherry	544	Grade 1	2,759	Grade 5	3,004	Specify code	PC	858
	K8 Silver	272	W21 Terra Cherry	544	Grade 2	2,781	Grade 6	3,182			
					Grade 3	2,854	Grade 8	3,390			
					Grade 4	2,910					

HIP HOP HIGH BACK

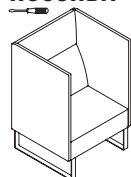
HC30H



One upholstery – upholsteries 1/2:
C.O.M.: 4.2 yd – 3,9 m
Dual upholstery – upholstery 1:
C.O.M.: 3.2 yd – 2,9 m
Dual upholstery – upholstery 2:
C.O.M.: 1.4 yd – 1,3 m

Description					Dimensions		(in)	(mm)	Dimensions		(in)	(mm)
Straight chair					Seat width	30	762		Overall width	30	762	
High back					Seat depth	21	533		Overall depth	30	762	
					Seat height	18	457		Overall height	49	1245	
For stability purposes, this module needs to be ganged to another module. Consult the Arold Accessories Addendum for information on ganging devices.					Back height	30	762					
					Back width	33	838					
Model	Legs (\$)				Upholstery / List (\$)				Tablet Finish Option (\$)		Other Options (\$)	
HC30H	E8 Silver	Std	W20 Wild Cherry	544	Grade 1	2,925	Grade 5	3,297	NA	Std	PC	858
	K8 Silver	272	W21 Terra Cherry	544	Grade 2	2,954	Grade 6	3,547	Specify code	652	PCL	858
					Grade 3	3,068	Grade 8	3,883			PCR	858
					Grade 4	3,152						

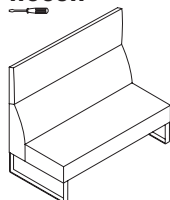
HC30HBA



One upholstery – upholsteries 1/2:
C.O.M.: 8.9 yd – 8,1 m
Dual upholstery – upholstery 1:
C.O.M.: 7.8 yd – 7,1 m
Dual upholstery – upholstery 2:
C.O.M.: 1.4 yd – 1,3 m

Description					Dimensions		(in)	(mm)	Dimensions		(in)	(mm)
Straight chair					Seat width	30	762		Overall width	33	838	
High back					Seat depth	21	533		Overall depth	30	762	
Lateral privacy arms					Seat height	18	457		Overall height	49	1245	
					Back height	30	762					
					Back width	33	838					
Model	Legs (\$)				Upholstery / List (\$)				Tablet Finish Option (\$)		Other Options (\$)	
HC30HBA	E8 Silver	Std	W20 Wild Cherry	544	Grade 1	4,527	Grade 5	5,250	NA	Std	PC	858
	K8 Silver	272	W21 Terra Cherry	544	Grade 2	4,582	Grade 6	5,728				
					Grade 3	4,806	Grade 8	6,371				
					Grade 4	4,970						

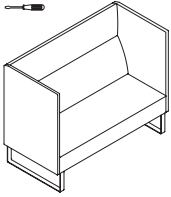
HC60H



One upholstery – upholsteries 1/2:
C.O.M.: 6 yd – 5,5 m
Dual upholstery – upholstery 1:
C.O.M.: 4.25 yd – 3,9 m
Dual upholstery – upholstery 2:
C.O.M.: 1.9 yd – 1,8 m

Description					Dimensions		(in)	(mm)	Dimensions		(in)	(mm)
Straight chair					Seat width	60	1524		Overall width	60	762	
High back					Seat depth	21	533		Overall depth	30	762	
					Seat height	18	457		Overall height	49	1245	
					Back height	60	1524					
					Back width	33	838					
Model	Legs (\$)				Upholstery / List (\$)				Tablet Finish Option (\$)		Other Options (\$)	
HC60H	E8 Silver	Std	W20 Wild Cherry	544	Grade 1	3,539	Grade 5	4,140	NA	Std	PC	858
	K8 Silver	272	W21 Terra Cherry	544	Grade 2	3,589	Grade 6	4,541	Specify code	692	PCL	858
					Grade 3	3,768	Grade 8	5,084			PCR	858
					Grade 4	3,911						

HC60HBA

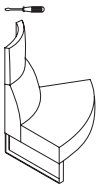


Description	Dimensions (in)	(mm)	Dimensions (in)	(mm)		
Straight chair	Seat width	60	1524	Overall width	63	1600
High back	Seat depth	21	533	Overall depth	30	762
Lateral privacy arms	Seat height	18	457	Overall height	49	1245
	Back height	60	1524			
	Back width	33	838			

Model	Legs (\$)				Upholstery / List (\$)				Tablet Finish Option (\$)		Other Options (\$)	
HC60HBA	E8 Silver	Std	W20 Wild Cherry	544	Grade 1	5,155	Grade 5	6,108	NA	Std	PC	858
	K8 Silver	272	W21 Terra Cherry	544	Grade 2	5,234	Grade 6	6,736				
					Grade 3	5,520	Grade 8	7,594				
					Grade 4	5,742						

One upholstery – upholsteries 1/2:
C.O.M.: 10.8 yd – 9,9 m
Dual upholstery – upholstery 1:
C.O.M.: 8.9 yd – 8,1 m
Dual upholstery – upholstery 2:
C.O.M.: 1.9 yd – 1,8 m

HC1860H



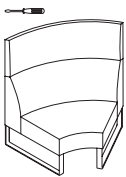
Description	Dimensions (in)	(mm)	Dimensions (in)	(mm)		
Wedge chair	Seat width	48	1219	Overall width	48	1219
High back	Seat depth	21	533	Overall depth	32 ½	826
	Seat height	18	457	Overall height	49	1245
	Back height	27	686			
	Back width	33	838			

For stability purposes, this module needs to be ganged to another module. Consult the Arold Accessories Addendum for information on ganging devices.

Model	Legs (\$)				Upholstery / List (\$)				Tablet Finish Option (\$)		Other Options (\$)	
HC1860H	E8 Silver	Std	W20 Wild Cherry	544	Grade 1	3,433	Grade 5	3,768	NA	Std	PCL	858
	K8 Silver	272	W21 Terra Cherry	544	Grade 2	3,453	Grade 6	3,991	Specify code	987	PCR	858
					Grade 3	3,563	Grade 8	4,297				
					Grade 4	3,640						

One upholstery – upholsteries 1/2:
C.O.M.: 5.3 yd – 4,9 m
Dual upholstery – upholstery 1:
C.O.M.: 3.25 yd – 3 m
Dual upholstery – upholstery 2:
C.O.M.: 1.6 yd – 1,5 m

H1860CH



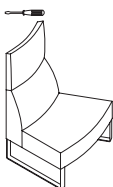
Description	Dimensions (in)	(mm)	Dimensions (in)	(mm)		
Wedge chair	Seat width	39	991	Overall width	48	1219
High back	Seat depth	21	533	Overall depth	32 ½	826
	Seat height	18	457	Overall height	49	1245
	Back height	39	991			
	Back width	33	838			

For stability purposes, this module needs to be ganged to another module. Consult the Arold Accessories Addendum for information on ganging devices.

Model	Legs (\$)				Upholstery / List (\$)				Tablet Finish Option (\$)		Other Options (\$)	
H1860CH	E8 Silver	Std	W20 Wild Cherry	544	Grade 1	3,768	Grade 5	4,261	NA	Std	PCL	858
	K8 Silver	272	W21 Terra Cherry	544	Grade 2	3,812	Grade 6	4,598	Specify code	987	PCR	858
					Grade 3	3,962	Grade 8	5,041				
					Grade 4	4,077						

One upholstery – upholsteries 1/2:
C.O.M.: 5.3 yd – 4,9 m
Dual upholstery – upholstery 1:
C.O.M.: 4.5 yd – 4,1 m
Dual upholstery – upholstery 2:
C.O.M.: 1.4 yd – 1,3 m

HC4830H



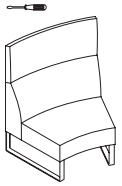
Description	Dimensions (in)	(mm)	Dimensions (in)	(mm)		
Wedge chair	Seat width	40 ½	1022	Overall width	40 ¼	1022
High back	Seat depth	21	533	Overall depth	31 ¾	806
	Seat height	18	457	Overall height	49	1245
	Back height	29 ½	749			
	Back width	33	838			

For stability purposes, this module needs to be ganged to another module. Consult the Arold Accessories Addendum for information on ganging devices.

Model	Legs (\$)				Upholstery / List (\$)				Tablet Finish Option (\$)		Other Options (\$)	
HC4830H	E8 Silver	Std	W20 Wild Cherry	544	Grade 1	3,390	Grade 5	3,782	NA	Std	PCL	858
	K8 Silver	272	W21 Terra Cherry	544	Grade 2	3,426	Grade 6	4,047	Specify code	922	PCR	858
					Grade 3	3,539	Grade 8	4,405				
					Grade 4	3,634						

One upholstery – upholsteries 1/2:
C.O.M.: 4.7 yd – 4,3 m
Dual upholstery – upholstery 1:
C.O.M.: 3.2 yd – 2,9 m
Dual upholstery – upholstery 2:
C.O.M.: 1.5 yd – 1,4 m

H4830CH



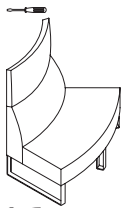
One upholstery – upholsteries 1/2:
C.O.M.: 4.7 yd – 4,3 m
Dual upholstery – upholstery 1:
C.O.M.: 4.1 yd – 3,7 m
Dual upholstery – upholstery 2:
C.O.M.: 1.6 yd – 1,5 m

Description		Dimensions (in)		Dimensions (mm)		Dimensions (in)		Dimensions (mm)	
Wedge chair	Radius = 48" (1219 mm)	Seat width	35 ¾	909	Overall width	40 ¼	1022		
High back	Degree = 30°	Seat depth	21	533	Overall depth	31 ¾	806		
		Seat height	18	457	Overall height	49	1245		
		Back height	35 ¾	909					
		Back width	33	838					

For stability purposes, this module needs to be ganged to another module. Consult the Arold Accessories Addendum for information on ganging devices.

Model	Legs (\$)				Upholstery / List (\$)				Tablet Finish Option (\$)		Other Options (\$)	
H4830CH	E8 Silver	Std	W20 Wild Cherry	544	Grade 1	3,660	Grade 5	4,133	NA	Std	PCL	858
	K8 Silver	272	W21 Terra Cherry	544	Grade 2	3,697	Grade 6	4,447	Specify code	888	PCR	858
					Grade 3	3,839	Grade 8	4,876				
					Grade 4	3,955						

HC4845H

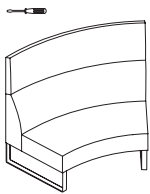


One upholstery – upholsteries 1/2:
C.O.M.: 6.3 yd – 5,8 m
Dual upholstery – upholstery 1:
C.O.M.: 4.4 yd – 4 m
Dual upholstery – upholstery 2:
C.O.M.: 1.9 yd – 1,7 m

Description		Dimensions (in)		Dimensions (mm)		Dimensions (in)		Dimensions (mm)	
Wedge chair	Radius = 48" (1219 mm)	Seat width	44	1118	Overall width	60	1524		
High back	Degree = 45°	Seat depth	21	533	Overall depth	34	864		
		Seat height	18	457	Overall height	49	1245		
		Back height	43 ½	1108					
		Back width	33	838					

Model	Legs (\$)				Upholstery / List (\$)				Tablet Finish Option (\$)		Other Options (\$)	
HC4845H	E8 Silver	Std	W20 Wild Cherry	672	Grade 1	4,891	Grade 5	5,456	NA	Std	PCL	858
	K8 Silver	300	W21 Terra Cherry	672	Grade 2	4,935	Grade 6	5,828	Specify code	956	PCR	858
					Grade 3	5,107	Grade 8	6,342				
					Grade 4	5,241						

H4845CH

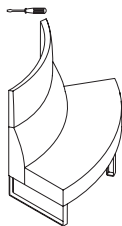


One upholstery – upholsteries 1/2:
C.O.M.: 6 yd – 5,5 m
Dual upholstery – upholstery 1:
C.O.M.: 4.9 yd – 4,5 m
Dual upholstery – upholstery 2:
C.O.M.: 1.8 yd – 1,6 m

Description		Dimensions (in)		Dimensions (mm)		Dimensions (in)		Dimensions (mm)	
Wedge chair	Radius = 48" (1219 mm)	Seat width	53	1346	Overall width	60	1524		
High back	Degree = 45°	Seat depth	21	533	Overall depth	34	864		
		Seat height	18	457	Overall height	49	1245		
		Back height	53	1346					
		Back width	33	838					

Model	Legs (\$)				Upholstery / List (\$)				Tablet Finish Option (\$)		Other Options (\$)	
H4845CH	E8 Silver	Std	W20 Wild Cherry	672	Grade 1	4,405	Grade 5	4,948	NA	Std	PCL	858
	K8 Silver	300	W21 Terra Cherry	672	Grade 2	4,447	Grade 6	5,305	Specify code	956	PCR	858
					Grade 3	4,611	Grade 8	5,799				
					Grade 4	4,741						

HC4860H

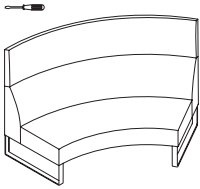


One upholstery – upholsteries 1/2:
C.O.M.: 7.6 yd – 6,9 m
Dual upholstery – upholstery 1:
C.O.M.: 4.9 yd – 4,7 m
Dual upholstery – upholstery 2:
C.O.M.: 3.5 yd – 3,2 m

Description		Dimensions (in)		Dimensions (mm)		Dimensions (in)		Dimensions (mm)	
Wedge chair	Radius = 48" (1219 mm)	Seat width	78	1981	Overall width	78	1981		
High back	Degree = 60°	Seat depth	21	533	Overall depth	37	940		
		Seat height	18	457	Overall height	49	1245		
		Back height	57	1448					
		Back width	33	838					

Model	Legs (\$)				Upholstery / List (\$)				Tablet Finish Option (\$)		Other Options (\$)	
HC4860H	E8 Silver	Std	W20 Wild Cherry	672	Grade 1	4,769	Grade 5	5,335	NA	Std	PCL	858
	K8 Silver	300	W21 Terra Cherry	672	Grade 2	4,812	Grade 6	5,720	Specify code	1,073	PCR	858
					Grade 3	4,983	Grade 8	6,235				
					Grade 4	5,121						

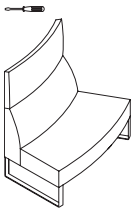
H4860CH



One upholstery – upholsteries 1/2:
C.O.M.: 7.1 yd – 6,5 m
Dual upholstery – upholstery 1:
C.O.M.: 5.5 yd – 5 m
Dual upholstery – upholstery 2:
C.O.M.: 2.5 yd – 2,3 m

Description		Dimensions (in) (mm)		Dimensions (in) (mm)			
Wedge chair	Radius = 48" (1219 mm)	Seat width	69 ¼ 1759	Overall width	78 1981		
High back	Degree = 60°	Seat depth	21 533	Overall depth	37 940		
		Seat height	18 457	Overall height	49 1245		
		Back height	69 ¼ 1759				
		Back width	33 838				
Model	Legs (\$)	Upholstery / List (\$)		Tablet Finish Option (\$)		Other Options (\$)	
H4860CH	E8 Silver Std W20 Wild Cherry	672	Grade 1 5,263	Grade 5 5,865	NA Std	PCL 858	
	K8 Silver 300 W21 Terra Cherry	672	Grade 2 5,314	Grade 6 6,264	Specify code 1,115	PCR 858	
			Grade 3 5,493	Grade 8 6,800			
			Grade 4 5,636				

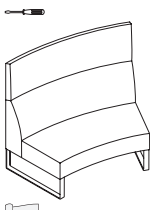
HC7830H



One upholstery – upholsteries 1/2:
C.O.M.: 4.7 yd – 4,3 m
Dual upholstery – upholstery 1:
C.O.M.: 4.3 yd – 3,9 m
Dual upholstery – upholstery 2:
C.O.M.: 1.8 yd – 1,6 m

Description		Dimensions (in) (mm)		Dimensions (in) (mm)			
Wedge chair	Radius = 78" (1981 mm)	Seat width	56 1422	Overall width	56 1422		
High back	Degree = 30°	Seat depth	21 533	Overall depth	32 ¾ 832		
		Seat height	18 457	Overall height	49 1245		
		Back height	45 1143				
		Back width	33 838				
Model	Legs (\$)	Upholstery / List (\$)		Tablet Finish Option (\$)		Other Options (\$)	
HC7830H	E8 Silver Std W20 Wild Cherry	544	Grade 1 4,047	Grade 5 4,570	NA Std	PCL 858	
	K8 Silver 272 W21 Terra Cherry	544	Grade 2 4,091	Grade 6 4,921	Specify code 953	PCR 858	
			Grade 3 4,248	Grade 8 5,392			
			Grade 4 4,368				

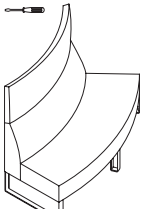
H7830CH



One upholstery – upholsteries 1/2:
C.O.M.: 6.1 yd – 5,6 m
Dual upholstery – upholstery 1:
C.O.M.: 4.4 yd – 4 m
Dual upholstery – upholstery 2:
C.O.M.: 1.7 yd – 1,6 m

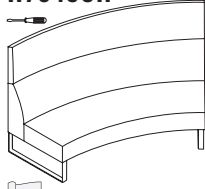
Description		Dimensions (in) (mm)		Dimensions (in) (mm)			
Wedge chair	Radius = 78" (1981 mm)	Seat width	51 ½ 1308	Overall width	56 1422		
High back	Degree = 30°	Seat depth	21 533	Overall depth	32 ¾ 832		
		Seat height	18 457	Overall height	49 1245		
		Back height	51 ½ 1308				
		Back width	33 838				
Model	Legs (\$)	Upholstery / List (\$)		Tablet Finish Option (\$)		Other Options (\$)	
H7830CH	E8 Silver Std W20 Wild Cherry	544	Grade 1 4,255	Grade 5 4,862	NA Std	PCL 858	
	K8 Silver 272 W21 Terra Cherry	544	Grade 2 4,305	Grade 6 5,268	Specify code 953	PCR 858	
			Grade 3 4,492	Grade 8 5,820			
			Grade 4 4,634				

HC7845H



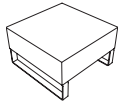
One upholstery – upholsteries 1/2:
C.O.M.: 7.9 yd – 7,2 m
Dual upholstery – upholstery 1:
C.O.M.: 5 yd – 4,6 m
Dual upholstery – upholstery 2:
C.O.M.: 2.9 yd – 2,7 m

Description		Dimensions (in) (mm)		Dimensions (in) (mm)			
Wedge chair	Radius = 78" (1981 mm)	Seat width	83 2108	Overall width	83 2108		
High back	Degree = 45°	Seat depth	21 533	Overall depth	36 915		
		Seat height	18 457	Overall height	49 1245		
		Back height	67 1702				
		Back width	21 533				
Model	Legs (\$)	Upholstery / List (\$)		Tablet Finish Option (\$)		Other Options (\$)	
HC7845H	E8 Silver Std W20 Wild Cherry	672	Grade 1 5,049	Grade 5 5,678	NA Std	PCL 858	
	K8 Silver 300 W21 Terra Cherry	672	Grade 2 5,099	Grade 6 6,092	Specify code 1,087	PCR 858	
			Grade 3 5,285	Grade 8 6,664			
			Grade 4 5,436				

H7845CH

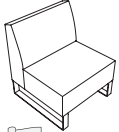
One upholstery – upholsteries 1/2:
C.O.M.: 6.8 yd – 6,2 m
Dual upholstery – upholstery 1:
C.O.M.: 5.8 yd – 5,3 m
Dual upholstery – upholstery 2:
C.O.M.: 2.5 yd – 2,3 m

Description				Dimensions (in)		Dimensions (mm)		Dimensions (in)		Dimensions (mm)	
Wedge chair		Radius = 78" (1981 mm)		Seat width	76	1930	Overall width	83	2108		
High back		Degree = 45°		Seat depth	21	533	Overall depth	36	915		
				Seat height	18	457	Overall height	49	1245		
				Back height	76	1930					
				Back width	33	838					
Model	Legs (\$)			Upholstery / List (\$)			Tablet Finish Option (\$)		Other Options (\$)		
H7845CH	E8 Silver	Std	W20 Wild Cherry	672	Grade 1	5,335	Grade 5	6,049	NA	Std	PCL 858
	K8 Silver	300	W21 Terra Cherry	672	Grade 2	5,392	Grade 6	6,530	Specify code	1,087	PCR 858
					Grade 3	5,606	Grade 8	7,173			
					Grade 4	5,779					

HIP HOP JUNIOR**HJ24**

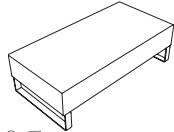
One upholstery:
C.O.M.: 1.6 yd – 1,4 m

Description				Dimensions (in)		Dimensions (mm)	
Square bench				Overall width	24	610	
				Overall depth	24	610	
				Overall height	14	356	
Model	Legs (\$)			Upholstery / List (\$)			
HJ24	E8 Silver		Std	Grade 1	1,645	Grade 5	1,780
				Grade 2	1,650	Grade 6	1,880
				Grade 3	1,694	Grade 8	2,002
				Grade 4	1,729		

HJC24

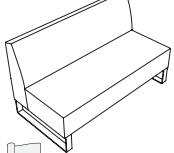
One upholstery – upholsteries 1/2:
C.O.M.: 2 yd – 1,9 m
Dual upholstery – upholstery 1:
C.O.M.: 1.2 yd – 1,1 m
Dual upholstery – upholstery 2:
C.O.M.: 0.8 yd – 0,8 m

Description				Dimensions (in)		Dimensions (mm)			
Straight chair				Seat width	24	610	Overall width	24	610
				Seat depth	17	432	Overall depth	24	610
				Seat height	14	356	Overall height	28	711
				Back height	14	356			
				Back width	24	610			
Model	Legs (\$)			Upholstery / List (\$)					
HJC24	E8 Silver		Std	Grade 1	2,095	Grade 5	2,275		
				Grade 2	2,109	Grade 6	2,408		
				Grade 3	2,160	Grade 8	2,560		
				Grade 4	2,203				

HJ48

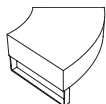
One upholstery:
C.O.M.: 2.2 yd – 2 m

Description				Dimensions (po)		Dimensions (mm)	
Rectangular bench				Overall width	48	1219	
				Overall depth	24	610	
				Overall height	14	356	
Model	Legs (\$)			Upholstery / List (\$)			
HJ48	E8 Silver		Std	Grade 1	1,902	Grade 5	2,095
				Grade 2	1,918	Grade 6	2,230
				Grade 3	1,974	Grade 8	2,396
				Grade 4	2,026		

HJC48

One upholstery – upholsteries 1/2:
C.O.M.: 3.4 yd – 3,1 m
Dual upholstery – upholstery 1:
C.O.M.: 2.4 yd – 2,2 m
Dual upholstery – upholstery 2:
C.O.M.: 1.6 yd – 1,5 m

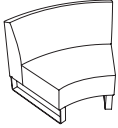
Description				Dimensions (in)		Dimensions (mm)			
Loveseat				Seat width	48	1219	Overall width	48	1219
				Seat depth	17	432	Overall depth	24	610
				Seat height	14	356	Overall height	28	711
				Back height	14	356			
				Back width	48	1219			
Model	Legs (\$)			Upholstery / List (\$)					
HJC48	E8 Silver		Std	Grade 1	2,552	Grade 5	2,741		
				Grade 2	2,567	Grade 6	2,882		
				Grade 3	2,622	Grade 8	3,038		
				Grade 4	2,668				

HJ2445

One upholstery:
C.O.M.: 1.9 yd – 1,8 m

Description				Dimensions (in)		Dimensions (mm)			
Wedge bench		Radius = 24" Degree = 45°		Seat width	41	1041	Overall width	41	1041
				Seat depth	24	610	Overall depth	31 ¾	806
				Seat height	14	356	Overall height	14	356
Model	Legs (\$)			Upholstery / List (\$)					
HJ2445	E8 Silver		Std	Grade 1	2,026	Grade 5	2,194		
				Grade 2	2,037	Grade 6	2,317		
				Grade 3	2,088	Grade 8	2,460		
				Grade 4	2,132				

HJ2445C

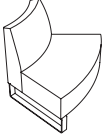


Description		Dimensions (in)		Dimensions (mm)		Dimensions (in)		Dimensions (mm)		
Wedge chair	Radius = 24" Degree = 45°	Seat width	32	813	Overall width	37	940	Overall depth	26	661
		Seat depth	17	432	Overall height	28	711			
		Seat height	14	356						
		Back height	14	356						
		Back width	34 1/2	876						

One upholstery – upholstery 1/2:
C.O.M.: 3.1 yd – 2,8 m
Dual upholstery – upholstery 1:
C.O.M.: 1.7 yd – 1,6 m
Dual upholstery – upholstery 2:
C.O.M.: 1.3 yd – 1,2 m

Model	Legs (\$)		Upholstery / List (\$)			
HJ2445C	E8 Silver	Std	Grade 1	2,660	Grade 5	2,932
			Grade 2	2,681	Grade 6	3,124
			Grade 3	2,759	Grade 8	3,354
			Grade 4	2,824		

HJC2445



Description		Dimensions (in)		Dimensions (mm)		Dimensions (in)		Dimensions (mm)		
Wedge chair	Radius = 24" Degree = 45°	Seat width	32	813	Overall width	37	940	Overall depth	26	661
		Seat depth	17	432	Overall height	28	711			
		Seat height	14	356						
		Back height	14	356						
		Back width	25 1/4	641						

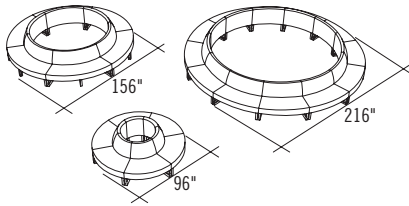
One upholstery – upholstery 1/2:
C.O.M.: 2.9 yd – 2,6 m
Dual upholstery – upholstery 1:
C.O.M.: 1.6 yd – 1,4 m
Dual upholstery – upholstery 2:
C.O.M.: 1.3 yd – 1,2 m

Model	Legs (\$)		Upholstery / List (\$)			
HJC2445	E8 Silver	Std	Grade 1	2,617	Grade 5	2,875
			Grade 2	2,639	Grade 6	3,061
			Grade 3	2,718	Grade 8	3,275
			Grade 4	2,775		

HIP HOP – SUGGESTIONS

HIP HOP – S1

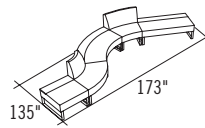
\$74,267



- 6 HC1860
- 6 HC4860
- 12 HC7830

HIP HOP – S5

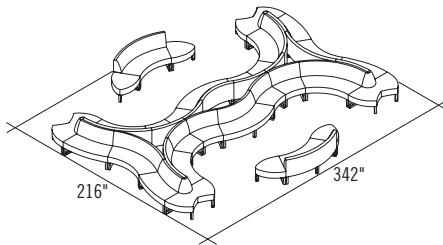
\$12,264



- 1 H30X
- 1 H60X
- 1 H1860X
- 1 HC1860
- 1 H4830C

HIP HOP – S2

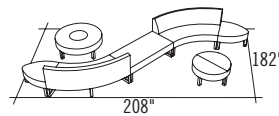
\$95,433



- 4 H0
- 4 HV
- 8 H4830C
- 8 H4860C
- 2 HC4860
- 4 HC7830

HIP HOP – S6

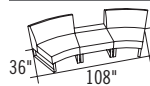
\$18,349



- 2 H0
- 1 H60
- 2 H4860C
- 1 H RTP48
- 1 H RTM36

HIP HOP – S7

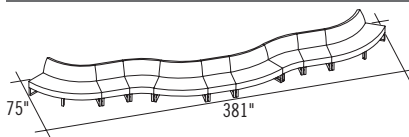
\$7,572



- 1 H30X
- 2 H4830C

HIP HOP – S3

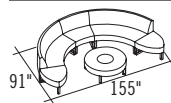
\$26,358



- 3 HC30
- 2 H4830C
- 2 HC4860
- 2 HC7830

HIP HOP – S8

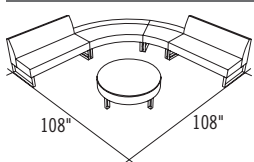
\$16,700



- 1 H4830C
- 2 H4860C
- 2 H0
- 1 H RTP48

HIP HOP – S4

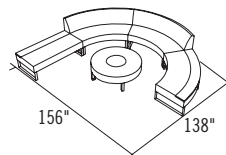
\$13,773



- 2 HC60
- 1 H4860X
- 1 H4830X
- 1 H RT36

HIP HOP – S9

\$16,718

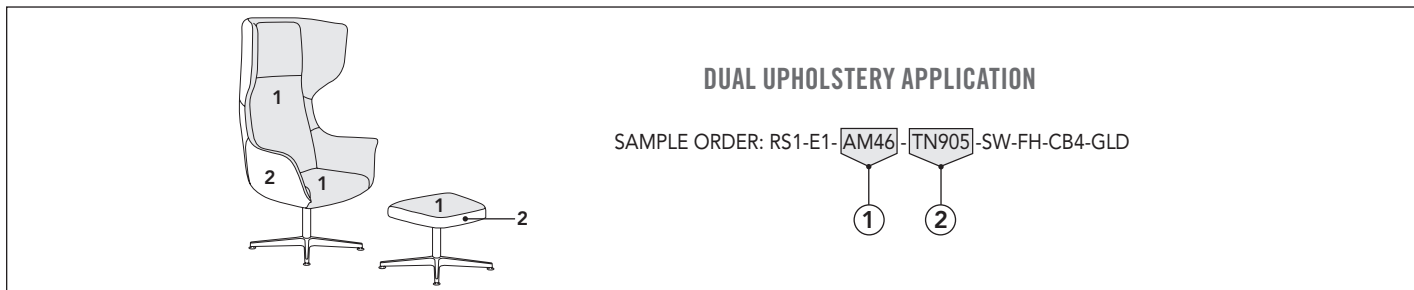


- 1 H60X
- 2 H4860C
- 1 H4860X
- 1 H RTP48

LOUNGE

SPECIFICATIONS

- All models ship assembled.
- Fabric/fabric, fabric/vinyl, fabric/leather and vinyl/vinyl dual upholstery is available. The first upholstery code is for the inside of the chair, the second upholstery code is for the outside of the chair. As for the ottoman, the first upholstery code is for the top of the ottoman, the second upholstery code is for the sides.
- If dual upholstery combination is from two different grades, list price is the highest grade of the two.
- The double stitching will be matched in tone with the chosen upholstery.
- Polished Chrome base and mounting tube.
- Please consult page 51 for frame finishes.
- C.O.M./C.O.V. available. Please refer to page 47.



SAMPLE ORDER: RS1-E1-AM46-TN905-SW-FH-CB4-GLD

RS1



One upholstery – upholsteries 1/2:
C.O.M.: 5.3 yd – 4,8 m
Dual upholstery – upholstery 1:
C.O.M.: 3 yd – 2,8 m
Dual upholstery – upholstery 2:
C.O.M.: 2.5 yd – 2,3 m

SAMPLE ORDER: RS1-E1-AM46-TN905-SW-FH-CB4-GLD											
Description				Dimensions		(in)	(mm)	Dimensions		(in)	(mm)
Armchair				Seat width	20	508	Overall width		33	838	
4-legged chrome base				Seat depth	18 ½	470	Overall depth		27	686	
Swivel only				Seat height	18 ½	470	Overall height		57 ½	1461	
Fixed height				Back height	40	1016	Width between arms		23	584	
Model	Frame	Upholstery / List (\$)		Mechanism		Mounting tube		Base		Glides	
RS1	E1 Std	Grade 1	3,933	SW	Std	FH	Std	CB4	Std	GLD	Std
		Grade 2	4,169								
		Grade 3	4,405								
		Grade 4	4,642								
		Grade 5	4,884								
		Grade 6	5,126								
		Grade 7	8,573								
		Grade 8	5,350								

RS0



One upholstery – upholsteries 1/2:
C.O.M.: 0.9 yd – 0,8 m
Dual upholstery – upholstery 1:
C.O.M.: 0.7 yd – 0,7 m
Dual upholstery – upholstery 2:
C.O.M.: 0.2 yd – 0,2 m

Description				Dimensions		(in)	(mm)		
Ottoman				Overall width	21 ¾	552			
4-legged chrome base				Overall depth	19 ½	495			
Fixed height				Overall height	17 ½	445			
Model	Frame	Upholstery / List (\$)		Mounting tube		Base		Glides	
RS0	E1 Std	Grade 1	788	FH	Std	CB4	Std	GLD	Std
		Grade 2	829						
		Grade 3	865						
		Grade 4	917						
		Grade 5	958						
		Grade 6	1,007						
		Grade 7	1,317						
		Grade 8	1,053						

MODULAR / CONFERENCE AND PUBLIC AREAS

SPECIFICATIONS

- All models ship assembled.
- Available in one-tone only.
- 4 ½" (102 mm) high metal legs in Polished Chrome finish for PF1818L, PFQ1818L & PFR3618L models.

- Please consult page 51 for frame finishes.
- C.O.M./C.O.V. available. Please refer to page 47.

SAMPLE ORDER: PF1818-AM24

PF1818

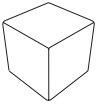


One upholstery:
C.O.M.: 1.2 yd – 1,1 m

Description	Dimensions	(in)	(mm)
Round ottoman	Overall width	18	457
	Overall depth	18	457
	Overall height	17 ¼	438

Model	Upholstery / List (\$)			
PF1818	Grade 1	586	Grade 5	716
	Grade 2	593	Grade 6	816
	Grade 3	638	Grade 7	930
	Grade 4	665	Grade 8	865

PFQ1818

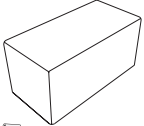


One upholstery:
C.O.M.: 1.7 yd – 1,6 m

Description	Dimensions	(in)	(mm)
Square ottoman	Overall width	18	457
	Overall depth	18	457
	Overall height	17 ¼	438

Model	Upholstery / List (\$)			
PFQ1818	Grade 1	607	Grade 5	750
	Grade 2	621	Grade 6	852
	Grade 3	665	Grade 7	1,108
	Grade 4	692	Grade 8	967

PFR3618



One upholstery:
C.O.M.: 2.3 yd – 2,1 m

Description	Dimensions	(in)	(mm)
Rectangular ottoman	Overall width	36	915
	Overall depth	18	457
	Overall height	17 ¼	438

Model	Upholstery / List (\$)			
PFR3618	Grade 1	901	Grade 5	1,079
	Grade 2	917	Grade 6	1,216
	Grade 3	972	Grade 7	1,638
	Grade 4	1,015	Grade 8	1,373

OTTOMANS WITH METAL LEGS

SAMPLE ORDER: PF1818L-E1-AM24

PF1818L

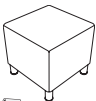


One upholstery:
C.O.M.: 0.9 yd – 0,8 m

Description	Dimensions	(in)	(mm)
Round ottoman Polished Chrome legs	Overall width	18	457
	Overall depth	18	457
	Overall height	17 ¼	438

Model	Frame	Upholstery / List (\$)			
PF1818L	E1	Grade 1	764	Grade 5	865
		Grade 2	772	Grade 6	943
		Grade 3	800	Grade 7	1,115
		Grade 4	829	Grade 8	1,030

PFQ1818L

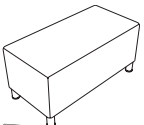


One upholstery:
C.O.M.: 1.4 yd – 1,3 m

Description	Dimensions	(in)	(mm)
Square ottoman Polished Chrome legs	Overall width	18	457
	Overall depth	18	457
	Overall height	17 ¼	438

Model	Frame	Upholstery / List (\$)			
PFQ1818L	E1	Grade 1	788	Grade 5	888
		Grade 2	793	Grade 6	967
		Grade 3	822	Grade 7	1,131
		Grade 4	852	Grade 8	1,053

PFR3618L



One upholstery:
C.O.M.: 2.1 yd – 1,9 m

Description	Dimensions	(in)	(mm)
Rectangular ottoman Polished Chrome legs	Overall width	36	915
	Overall depth	18	457
	Overall height	17 ¼	438

Model	Frame	Upholstery / List (\$)			
PFR1836L	E1	Grade 1	1,053	Grade 5	1,250
		Grade 2	1,073	Grade 6	1,396
		Grade 3	1,131	Grade 7	1,866
		Grade 4	1,172	Grade 8	1,559

SENCHA – METAL LEGS

PUBLIC AREAS AND HEALTHCARE

SPECIFICATIONS

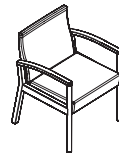
- Guest and bariatric chairs come standard with metal wall-saver legs and ship assembled (with the exception of center and end units).
- Chairs have an easy clean-out space at the back of the seat.
- Fabric/fabric, fabric/vinyl and vinyl/vinyl dual upholstery is available. Refer to the dual upholstery application guidelines.
- If dual upholstery combination is from two different grades, list price is the highest grade of the two.
- Standard with antimicrobial finish.
- Standard black polyurethane armcaps.
- Field-replaceable components.
- Optional cleanable underseat protection (CUP).
- Please consult page 51 for frame finishes.
- C.O.M./C.O.V. available. Please refer to page 47.

TANDEM SEATING CONFIGURATIONS:

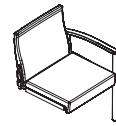
Tandem seating comes preconfigured in 2 to 3 seater units from the Groupe Lacasse facility.

A tandem seating configuration must start with a starter unit (models HMGS or HMBS), followed by a center unit (models HMGC or HMBC) and completed with an end unit (models HMGE or HMBE).

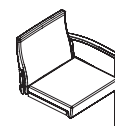
Sencha tandem products can also be easily configured on location; a maximum of 4 units is recommended.



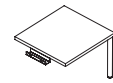
Starter Unit



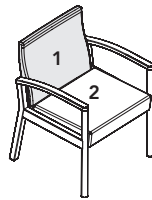
Center Unit(s)



End Unit

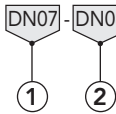


A table can be ganged to any unit – on location only.



DUAL UPHOLSTERY APPLICATION

SAMPLE ORDER: HMGA-M2-DN07-DN08-CUP



SAMPLE ORDER: HMGA-M2-DN07-DN08-CUP

HMGA



One upholstery – upholsteries 1/2:
C.O.M.: 1.68 yd – 1,54 m
Dual upholstery – upholstery 1:
C.O.M.: 0.91 yd – 0,83 m
Dual upholstery – upholstery 2:
C.O.M.: 0.79 yd – 0,72 m

Description	Dimensions (in)	(mm)	Dimensions (in)	(mm)
Freestanding guest chair	Seat width 21	533	Overall width 24	610
Metal legs	Seat depth 18 ¾	476	Overall depth 24	610
Black polyurethane armcaps	Seat height 18 ½	470	Overall height 33	838
	Arm height 25 ¾	654	Width between arms 21	533

Model	Frame / Legs	Upholstery / List (\$)	Other options (\$)
HMGA	M1 Std	Grade 1	1,670
		Grade 2	1,707
	M2 N/C	Grade 3	1,737
		Grade 4	1,758
	Grade 5	1,812	
	Grade 6	1,892	
	Grade 7	2,664	
	Grade 8	1,981	

HMGS

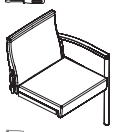


One upholstery – upholsteries 1/2:
C.O.M.: 1.68 yd – 1,54 m
Dual upholstery – upholstery 1:
C.O.M.: 0.91 yd – 0,83 m
Dual upholstery – upholstery 2:
C.O.M.: 0.79 yd – 0,72 m

Description	Dimensions (in)	(mm)	Dimensions (in)	(mm)
Starter unit – guest	Seat width 21	533	Overall width 24	610
Metal legs	Seat depth 18 ¾	476	Overall depth 24	610
Black polyurethane armcaps	Seat height 18 ½	470	Overall height 33	838
	Arm height 25 ¾	654	Width between arms 21	533

Model	Frame / Legs	Upholstery / List (\$)	Other options (\$)
HMGS	M1 Std	Grade 1	1,707
		Grade 2	1,746
	M2 N/C	Grade 3	1,775
		Grade 4	1,794
	Grade 5	1,847	
	Grade 6	1,929	
	Grade 7	2,702	
	Grade 8	2,020	

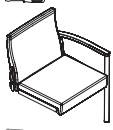
HMGC



One upholstery – upholsteries 1/2:
C.O.M.: 1.68 yd – 1,54 m
Dual upholstery – upholstery 1:
C.O.M.: 0.91 yd – 0,83 m
Dual upholstery – upholstery 2:
C.O.M.: 0.79 yd – 0,72 m

Description				Dimensions	(in)	(mm)	Dimensions	(in)	(mm)
Center unit – guest				Seat width	21	533	Overall width	22	559
Metal legs				Seat depth	18¾	476	Overall depth	24	610
Black polyurethane armcaps				Seat height	18½	470	Overall height	33	838
				Arm height	25¾	654	Width between arms	21	533
Model	Frame / Legs		Upholstery / List (\$)	Other options (\$)					
HMGC	M1	Std	Grade 1	1,335	CUP 66				
		N/C	Grade 2	1,372					
	M2		Grade 3	1,401					
			Grade 4	1,432					
			Grade 5	1,476					
			Grade 6	1,559					
			Grade 7	2,330					
			Grade 8	1,647					

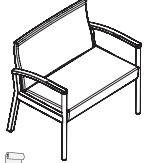
HMGE



One upholstery – upholsteries 1/2:
C.O.M.: 1.68 yd – 1,54 m
Dual upholstery – upholstery 1:
C.O.M.: 0.91 yd – 0,83 m
Dual upholstery – upholstery 2:
C.O.M.: 0.79 yd – 0,72 m

Description				Dimensions	(in)	(mm)	Dimensions	(in)	(mm)
End unit – guest				Seat width	21	533	Overall width	22	559
Metal legs				Seat depth	18¾	476	Overall depth	24	610
Black polyurethane armcaps				Seat height	18½	470	Overall height	33	838
				Arm height	25¾	654	Width between arms	21	533
Model	Frame / Legs		Upholstery / List (\$)	Other options (\$)					
HMGE	M1	Std	Grade 1	1,297	CUP 66				
		N/C	Grade 2	1,335					
	M2		Grade 3	1,366					
			Grade 4	1,387					
			Grade 5	1,439					
			Grade 6	1,520					
			Grade 7	2,294					
			Grade 8	1,609					

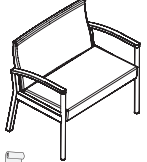
HMBA



One upholstery – upholsteries 1/2:
C.O.M.: 2.43 yd – 2,22 m
Dual upholstery – upholstery 1:
C.O.M.: 1.32 yd – 1,21 m
Dual upholstery – upholstery 2:
C.O.M.: 1.1 yd – 1 m

Description				Dimensions	(in)	(mm)	Dimensions	(in)	(mm)
Freestanding bariatric chair				Seat width	31½	800	Overall width	35	889
Metal legs				Seat depth	18¾	476	Overall depth	24	610
Black polyurethane armcaps				Seat height	18½	470	Overall height	33	838
				Arm height	25¾	654	Width between arms	31½	800
Model	Frame / Legs		Upholstery / List (\$)	Other options (\$)					
HMBA	M1	Std	Grade 1	1,826	CUP 66				
		N/C	Grade 2	1,878					
	M2		Grade 3	1,922					
			Grade 4	1,959					
			Grade 5	2,026					
			Grade 6	2,144					
			Grade 7	3,317					
			Grade 8	2,272					

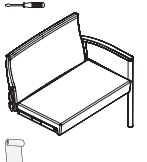
HMBS



One upholstery – upholsteries 1/2:
C.O.M.: 2.43 yd – 2,22 m
Dual upholstery – upholstery 1:
C.O.M.: 1.32 yd – 1,21 m
Dual upholstery – upholstery 2:
C.O.M.: 1.1 yd – 1 m

Description				Dimensions	(in)	(mm)	Dimensions	(in)	(mm)
Starter unit – bariatric				Seat width	31½	800	Overall width	35	889
Metal legs				Seat depth	18¾	476	Overall depth	24	610
Black polyurethane armcaps				Seat height	18½	470	Overall height	33	838
				Arm height	25¾	654	Width between arms	31½	800
Model	Frame / Legs		Upholstery / List (\$)	Other options (\$)					
HMBS	M1	Std	Grade 1	1,862	CUP 66				
		N/C	Grade 2	1,916					
	M2		Grade 3	1,967					
			Grade 4	1,997					
			Grade 5	2,064					
			Grade 6	2,182					
			Grade 7	3,354					
			Grade 8	2,314					

HMBC



One upholstery – upholsteries 1/2:
C.O.M.: 2.43 yd – 2,22 m
Dual upholstery – upholstery 1:
C.O.M.: 1.32 yd – 1,21 m
Dual upholstery – upholstery 2:
C.O.M.: 1.1 yd – 1 m

Description				Dimensions	(in)	(mm)	Dimensions	(in)	(mm)
Center unit – bariatric				Seat width	31½	800	Overall width	33	838
Metal legs				Seat depth	18¾	476	Overall depth	24	610
Black polyurethane armcaps				Seat height	18½	470	Overall height	33	838
				Arm height	25¾	654	Width between arms	31½	800
Model	Frame / Legs		Upholstery / List (\$)	Other options (\$)					
HMBC	M1	Std	Grade 1	1,520	CUP 66				
		N/C	Grade 2	1,565					
	M2		Grade 3	1,618					
			Grade 4	1,647					
			Grade 5	1,722					
			Grade 6	1,832					
			Grade 7	3,005					
			Grade 8	1,967					

HMBE



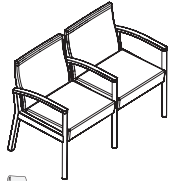
One upholstery – upholsteries 1/2:
C.O.M.: 2.43 yd – 2,22 m
Dual upholstery – upholstery 1:
C.O.M.: 1.32 yd – 1,21 m
Dual upholstery – upholstery 2:
C.O.M.: 1.1 yd – 1 m

Description	Dimensions (in)	(mm)	Dimensions (in)	(mm)		
End unit – bariatric	Seat width	31 ½	800	Overall width	33	838
Metal legs	Seat depth	18 ¾	476	Overall depth	24	610
Black polyurethane armcaps	Seat height	18 ½	470	Overall height	33	838
	Arm height	25 ¾	654	Width between arms	31 ½	800

Model	Frame / Legs	Upholstery / List (\$)	Other options (\$)
HMBE	M1 Std	Grade 1	1,476
	M2 N/C	Grade 2	1,529
		Grade 3	1,581
		Grade 4	1,609
		Grade 5	1,676
		Grade 6	1,794
		Grade 7	2,968
		Grade 8	1,929

CUP 66

HM2G



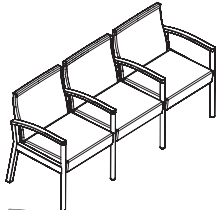
One upholstery – upholsteries 1/2:
C.O.M.: 3.36 yd – 3,08 m
Dual upholstery – upholstery 1:
C.O.M.: 1.82 yd – 1,66 m
Dual upholstery – upholstery 2:
C.O.M.: 1.58 yd – 1,44 m

Description	Dimensions (in)	(mm)	Dimensions (in)	(mm)		
Guest – 2-seater unit	Seat width	21	533	Overall width	46	1168
Metal legs	Seat depth	18 ¾	476	Overall depth	24	610
Black polyurethane armcaps	Seat height	18 ½	470	Overall height	33	838
	Arm height	25 ¾	654	Width between arms	21	533

Model	Frame / Legs	Upholstery / List (\$)	Other options (\$)
HM2G	M1 Std	Grade 1	2,974
	M2 N/C	Grade 2	3,048
		Grade 3	3,109
		Grade 4	3,153
		Grade 5	3,257
		Grade 6	3,421
		Grade 7	4,964
		Grade 8	3,598

CUP 134

HM3G



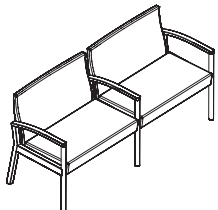
One upholstery – upholsteries 1/2:
C.O.M.: 5.04 yd – 4,62 m
Dual upholstery – upholstery 1:
C.O.M.: 2.73 yd – 2,49 m
Dual upholstery – upholstery 2:
C.O.M.: 2.37 yd – 2,16 m

Description	Dimensions (in)	(mm)	Dimensions (in)	(mm)		
Guest – 3-seater unit	Seat width	21	533	Overall width	68	1727
Metal legs	Seat depth	18 ¾	476	Overall depth	24	610
Black polyurethane armcaps	Seat height	18 ½	470	Overall height	33	838
	Arm height	25 ¾	654	Width between arms	21	533

Model	Frame / Legs	Upholstery / List (\$)	Other options (\$)
HM3G	M1 Std	Grade 1	4,311
	M2 N/C	Grade 2	4,422
		Grade 3	4,511
		Grade 4	4,587
		Grade 5	4,736
		Grade 6	4,979
		Grade 7	7,294
		Grade 8	5,245

CUP 199

HM2B



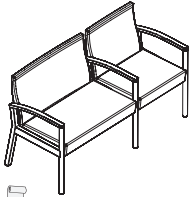
One upholstery – upholsteries 1/2:
C.O.M.: 4.86 yd – 4,44 m
Dual upholstery – upholstery 1:
C.O.M.: 2.64 yd – 2,42 m
Dual upholstery – upholstery 2:
C.O.M.: 2.2 yd – 2 m

Description	Dimensions (in)	(mm)	Dimensions (in)	(mm)		
Bariatric – 2-seater unit	Seat width	31 ½	800	Overall width	68	1727
Metal legs	Seat depth	18 ¾	476	Overall depth	24	610
Black polyurethane armcaps	Seat height	18 ½	470	Overall height	33	838
	Arm height	25 ¾	654	Width between arms	31 ½	800

Model	Frame / Legs	Upholstery / List (\$)	Other options (\$)
HM2B	M1 Std	Grade 1	3,310
	M2 N/C	Grade 2	3,413
		Grade 3	3,518
		Grade 4	3,576
		Grade 5	3,710
		Grade 6	3,948
		Grade 7	6,293
		Grade 8	4,216

CUP 134

HM2BG

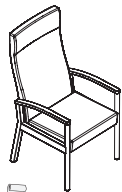


One upholstery – upholsteries 1/2:
C.O.M.: 4.11 yd – 3,76 m
Dual upholstery – upholstery 1:
C.O.M.: 2.23 yd – 2,04 m
Dual upholstery – upholstery 2:
C.O.M.: 1.89 yd – 1,72 m

Description	Dimensions (in)	(mm)	Dimensions (in)	(mm)		
Bariatric/Guest – 2-seater unit	Seat width	31 1/2 - 21	800 - 533	Overall width	57	1448
Metal legs	Seat depth	18 3/4	476	Overall depth	24	610
Black polyurethane armcaps	Seat height	18 1/2	470	Overall height	33	838
	Arm height	25 3/4	654	Width between arms	31 1/2 - 21	800 - 533

Model	Frame / Legs	Upholstery / List (\$)	Other options (\$)
HM2BG	M1 Std	Grade 1	3,153
		Grade 2	3,242
	M2 N/C	Grade 3	3,324
		Grade 4	3,376
		Grade 5	3,494
		Grade 6	3,697
		Grade 7	5,641
		Grade 8	3,919
			CUP 134

HMPH

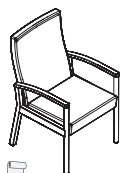


One upholstery – upholsteries 1/2:
C.O.M.: 2.50 yd – 2,29 m
Dual upholstery – upholstery 1:
C.O.M.: 1.72 yd – 1,57 m
Dual upholstery – upholstery 2:
C.O.M.: 0.79 yd – 0,72 m

Description	Dimensions (in)	(mm)	Dimensions (in)	(mm)		
High back patient chair	Seat width	21	533	Overall width	24	610
Metal legs	Seat depth	18 3/4	476	Overall depth	27	686
Black polyurethane armcaps	Seat height	18 1/2	470	Overall height	47	1194
	Arm height	25 3/4	654	Width between arms	21	533

Model	Frame / Legs	Upholstery / List (\$)	Other options (\$)
HMPH	M1 Std	Grade 1	1,812
		Grade 2	1,862
	M2 N/C	Grade 3	1,916
		Grade 4	1,944
		Grade 5	2,020
		Grade 6	2,138
		Grade 7	3,167
		Grade 8	2,272
			CUP 66

HMPM

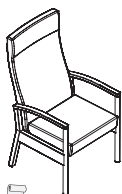


One upholstery – upholsteries 1/2:
C.O.M.: 2.50 yd – 2,29 m
Dual upholstery – upholstery 1:
C.O.M.: 1.72 yd – 1,57 m
Dual upholstery – upholstery 2:
C.O.M.: 0.79 yd – 0,72 m

Description	Dimensions (in)	(mm)	Dimensions (in)	(mm)		
Mid back patient chair	Seat width	21	533	Overall width	24	610
Metal legs	Seat depth	18 3/4	476	Overall depth	25	635
Black polyurethane armcaps	Seat height	18 1/2	470	Overall height	39	991
	Arm height	25 3/4	654	Width between arms	21	533

Model	Frame / Legs	Upholstery / List (\$)	Other options (\$)
HMPM	M1 Std	Grade 1	1,781
		Grade 2	1,832
	M2 N/C	Grade 3	1,885
		Grade 4	1,916
		Grade 5	1,990
		Grade 6	2,108
		Grade 7	3,138
		Grade 8	2,242
			CUP 66

HMRH



One upholstery – upholsteries 1/2:
C.O.M.: 2.50 yd – 2,29 m
Dual upholstery – upholstery 1:
C.O.M.: 1.72 yd – 1,57 m
Dual upholstery – upholstery 2:
C.O.M.: 0.79 yd – 0,72 m

Description	Dimensions (in)	(mm)	Dimensions (in)	(mm)		
Mid back rocker chair	Seat width	22	559	Overall width	25	635
Metal legs	Seat depth	19 1/2	495	Overall depth	28	711
Black polyurethane armcaps	Seat height	18 3/4	464	Overall height	47	1194
	Arm height	25 3/4	654	Width between arms	22	559

Model	Frame / Legs	Upholstery / List (\$)	Other options (\$)
HMRH	M1 Std	Grade 1	1,841
		Grade 2	1,892
	M2 N/C	Grade 3	1,936
		Grade 4	1,973
		Grade 5	2,048
		Grade 6	2,167
		Grade 7	3,302
		Grade 8	2,300
			CUP 66

HMRM



One upholstery – upholsteries 1/2:
C.O.M.: 2.50 yd – 2,29 m
Dual upholstery – upholstery 1:
C.O.M.: 1.72 yd – 1,57 m
Dual upholstery – upholstery 2:
C.O.M.: 0.79 yd – 0,72 m

Description	Dimensions (in)	(mm)	Dimensions (in)	(mm)		
Mid back rocker chair	Seat width	22	559	Overall width	25	635
Metal legs	Seat depth	19 ½	495	Overall depth	26	660
Black polyurethane armcaps	Seat height	18 ¼	464	Overall height	39 ½	1003
	Arm height	25 ¾	654	Width between arms	22	559

Model	Frame / Legs	Upholstery / List (\$)	Other options (\$)
HMRM	M1 Std	Grade 1 1,812	CUP 66
	M2 N/C	Grade 2 1,862	
		Grade 3 1,905	
		Grade 4 1,944	
		Grade 5 2,020	
		Grade 6 2,138	
		Grade 7 3,271	
		Grade 8 2,272	

HMHP



One upholstery – upholsteries 1/2:
C.O.M.: 1.68 yd – 1,54 m
Dual upholstery – upholstery 1:
C.O.M.: 0.91 yd – 0,83 m
Dual upholstery – upholstery 2:
C.O.M.: 0.79 yd – 0,72 m

Description	Dimensions (in)	(mm)	Dimensions (in)	(mm)		
Hip chair	Seat width	21	533	Overall width	24	610
Metal legs	Seat depth	18 ¾	476	Overall depth	24	610
Black polyurethane armcaps	Seat height	24 ¾	628	Overall height	39 ¾	1010
	Arm height	32	813	Width between arms	21	533

Model	Frame / Legs	Upholstery / List (\$)	Other options (\$)
HMHP	M1 Std	Grade 1 1,728	CUP 66
	M2 N/C	Grade 2 1,758	
		Grade 3 1,794	
		Grade 4 1,817	
		Grade 5 1,862	
		Grade 6 1,944	
		Grade 7 2,760	
		Grade 8 2,078	

HMOT



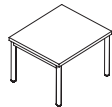
One upholstery:
C.O.M.: 0.84 yd – 0,77 m

Description	Dimensions (in)	(mm)	
Upholstered Ottoman	Overall width	19	483
Metal legs	Overall depth	16	406
Single upholstery application	Overall height	10 ¼	260

Model	Frame / Legs	Upholstery / List (\$)	Other options (\$)
HMOT	M1 Std	Grade 1 444	Grade 5 496
	M2 N/C	Grade 2 460	
		Grade 3 474	Grade 6 534
		Grade 4 484	Grade 7 853
			Grade 8 564

TABLES

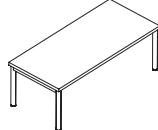
HM-T24



Description	Dimensions (in)	(mm)	
Freestanding table – 24" L (610 mm)	Overall width	24	610
Metal legs	Overall depth	21	533
	Overall height	16	406

Model	Frame / Legs	Laminate finish	List (\$)
HM-T24	M1 Std M2 N/C		579

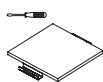
HM-T46



Description	Dimensions (in)	(mm)	
Freestanding table – 46" L (1168 mm)	Overall width	46	1168
Metal legs	Overall depth	21	533
	Overall height	16	406

Model	Frame / Legs	Laminate finish	List (\$)
HM-T46	M1 Std M2 N/C		757

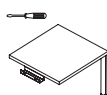
HM-TD



Description	Dimensions (in)	(mm)	
Table – divider unit	Overall width	20 ¼	514
	Overall depth	21	533
	Overall height	1	25

Model	Laminate finish	List (\$)
HM-TD		386

HM-TE



Description	Dimensions (in)	(mm)	
Table – end unit	Overall width	22 ¼	565
Metal legs	Overall depth	21	533
	Overall height	16	406

Model	Frame / Legs	Laminate finish	List (\$)
HM-TE	M1 Std M2 N/C		474

HM-T90



Description	Dimensions (in)	(mm)	
Table – corner unit	Overall width	37	940
	Overall depth	21	533
	Overall height	1	25

Model	Laminate finish	List (\$)
HM-T90		728

PUBLIC AREAS AND HEALTHCARE

SPECIFICATIONS

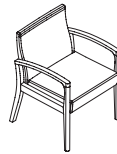
- Guest and bariatric chairs come standard with wall-saver legs and ship assembled (with the exception of center and end units).
- Chairs have an easy clean-out space at the back of the seat.
- Patient and rocking chairs are available with upholstered armrests.
- Solid steel underseat construction.
- Fabric/fabric, fabric/vinyl and vinyl/vinyl dual upholstery is available. Refer to the dual upholstery application guidelines.
- Field-replaceable components.
- If dual upholstery combination is from two different grades, list price is the highest grade of the two.
- Choice of several antimicrobial European beech wood frame/leg finishes.
- Choice of optional Corian® armcaps: Black **BAC** and White **WAC**.
- Please consult page 51 for frame finishes.
- C.O.M./C.O.V. available. Please refer to page 47.

TANDEM SEATING CONFIGURATIONS:

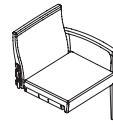
Tandem seating comes preconfigured in 2- to 3-seater units from the Groupe Lacasse facility.

A tandem seating configuration must start with a starter unit (models HEGS or HEBS), followed by a center unit (models HEGC or HEBC) and completed with an end unit (models HEGE or HEBE).

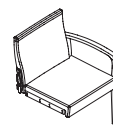
Sencha tandem products can also be easily configured on location; a maximum of 4 units is recommended.



Starter Unit



Center Unit(s)



End Unit



A table can be ganged to any unit – on location only.

DUAL UPHOLSTERY APPLICATION

SAMPLE ORDER: HEGA-W2-DN01-AM24-NA

1

2

SAMPLE ORDER: HEGA-W2-DN01-AM24-NA

	Description		Dimensions	(in)	(mm)	Dimensions	(in)	(mm)	
<p>HEGA</p> <p>Freestanding guest chair NA: No armcaps Wooden legs and arms</p>			Seat width	21	533	Overall width	24	610	
			Seat depth	18 ¾	476	Overall depth	24	610	
			Seat height	18 ½	470	Overall height	33	838	
			Arm height	25 ¾	654	Width between arms	21	533	
Model	Frame / Legs	Upholstery / List (\$)	Armcaps (\$)						
HEGA	W1	Std	Grade 1	1,918	Grade 5	2,031	NA	No armcaps	Std
	W2	N/C	Grade 2	1,946	Grade 6	2,103	BAC	Black Corian	257
	W3	N/C	Grade 3	1,974	Grade 7	2,819	WAC	White Corian	257
	W4	N/C	Grade 4	1,994	Grade 8	2,179			
	W5	N/C							

	Description		Dimensions	(in)	(mm)	Dimensions	(in)	(mm)	
<p>HEGS</p> <p>Starter unit – guest NA: No armcaps Wooden legs and arms</p>			Seat width	21	533	Overall width	24	610	
			Seat depth	18 ¾	476	Overall depth	24	610	
			Seat height	18 ½	470	Overall height	33	838	
			Arm height	25 ¾	654	Width between arms	21	533	
Model	Frame / Legs	Upholstery / List (\$)	Armcaps (\$)						
HEGS	W1	Std	Grade 1	1,918	Grade 5	2,031	NA	No armcaps	Std
	W2	N/C	Grade 2	1,946	Grade 6	2,103	BAC	Black Corian	257
	W3	N/C	Grade 3	1,974	Grade 7	2,819	WAC	White Corian	257
	W4	N/C	Grade 4	1,994	Grade 8	2,179			
	W5	N/C							

One upholstery – upholsteries 1/2: C.O.M.: 1.68 yd – 1,54 m
 Dual upholstery – upholstery 1: C.O.M.: 0.91 yd – 0,83 m
 Dual upholstery – upholstery 2: C.O.M.: 0.79 yd – 0,72 m

HEGC

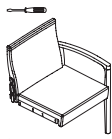


One upholstery – upholsteries 1/2:
C.O.M.: 1.68 yd – 1,54 m
Dual upholstery – upholstery 1:
C.O.M.: 0.91 yd – 0,83 m
Dual upholstery – upholstery 2:
C.O.M.: 0.79 yd – 0,72 m

Description	Dimensions (in)	(mm)	Dimensions (in)	(mm)	
Center unit – guest Wooden legs and arms	NA: No armcaps	Seat width 21 Seat depth 18 ¾ Seat height 18 ½ Arm height 25 ¾	533 476 470 654	Overall width 22 Overall depth 24 Overall height 33 Width between arms 21	559 610 838 533

Model	Frame / Legs	Upholstery / List (\$)	Armcap (\$)
HEGC	W1 Std	Grade 1 1,423	NA No armcaps Std
	W2 N/C	Grade 2 1,451	BAC Black Corian 129
	W3 N/C	Grade 3 1,480	WAC White Corian 129
	W4 N/C	Grade 4 1,502	
	W5 N/C	Grade 5 1,544 Grade 6 1,615 Grade 7 2,331 Grade 8 1,694	

HEGE

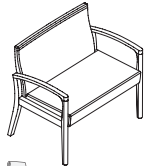


One upholstery – upholsteries 1/2:
C.O.M.: 1.68 yd – 1,54 m
Dual upholstery – upholstery 1:
C.O.M.: 0.91 yd – 0,83 m
Dual upholstery – upholstery 2:
C.O.M.: 0.79 yd – 0,72 m

Description	Dimensions (in)	(mm)	Dimensions (in)	(mm)	
End unit – guest Wooden legs and arms	NA: No armcaps	Seat width 21 Seat depth 18 ¾ Seat height 18 ½ Arm height 25 ¾	533 476 470 654	Overall width 22 Overall depth 24 Overall height 33 Width between arms 21	559 610 838 533

Model	Frame / Legs	Upholstery / List (\$)	Armcap (\$)
HEGE	W1 Std	Grade 1 1,423	NA No armcaps Std
	W2 N/C	Grade 2 1,451	BAC Black Corian 129
	W3 N/C	Grade 3 1,480	WAC White Corian 129
	W4 N/C	Grade 4 1,502	
	W5 N/C	Grade 5 1,544 Grade 6 1,615 Grade 7 2,331 Grade 8 1,694	

HEBA

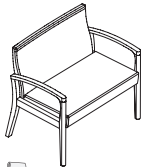


One upholstery – upholsteries 1/2:
C.O.M.: 2.43 yd – 2,22 m
Dual upholstery – upholstery 1:
C.O.M.: 1.32 yd – 1,21 m
Dual upholstery – upholstery 2:
C.O.M.: 1.1 yd – 1 m

Description	Dimensions (in)	(mm)	Dimensions (in)	(mm)	
Freestanding bariatric chair Wooden legs and arms	NA: No armcaps	Seat width 31 ½ Seat depth 18 ¾ Seat height 18 ½ Arm height 25 ¾	800 476 470 654	Overall width 35 Overall depth 24 Overall height 33 Width between arms 31 ½	889 610 838 800

Model	Frame / Legs	Upholstery / List (\$)	Armcap (\$)
HEBA	W1 Std	Grade 1 2,061	NA No armcaps Std
	W2 N/C	Grade 2 2,109	BAC Black Corian 257
	W3 N/C	Grade 3 2,152	WAC White Corian 257
	W4 N/C	Grade 4 2,179	
	W5 N/C	Grade 5 2,245 Grade 6 2,352 Grade 7 3,462 Grade 8 2,475	

HEBS



One upholstery – upholsteries 1/2:
C.O.M.: 2.43 yd – 2,22 m
Dual upholstery – upholstery 1:
C.O.M.: 1.32 yd – 1,21 m
Dual upholstery – upholstery 2:
C.O.M.: 1.1 yd – 1 m

Description	Dimensions (in)	(mm)	Dimensions (in)	(mm)	
Starter unit – bariatric Wooden legs and arms	NA: No armcaps	Seat width 31 ½ Seat depth 18 ¾ Seat height 18 ½ Arm height 25 ¾	800 476 470 654	Overall width 35 Overall depth 24 Overall height 33 Width between arms 31 ½	889 610 838 800

Model	Frame / Legs	Upholstery / List (\$)	Armcap (\$)
HEBS	W1 Std	Grade 1 2,061	NA No armcaps Std
	W2 N/C	Grade 2 2,109	BAC Black Corian 257
	W3 N/C	Grade 3 2,152	WAC White Corian 257
	W4 N/C	Grade 4 2,179	
	W5 N/C	Grade 5 2,245 Grade 6 2,352 Grade 7 3,462 Grade 8 2,475	

HEBC



One upholstery – upholsteries 1/2:
C.O.M.: 2.43 yd – 2,22 m
Dual upholstery – upholstery 1:
C.O.M.: 1.32 yd – 1,21 m
Dual upholstery – upholstery 2:
C.O.M.: 1.1 yd – 1 m

Description	Dimensions (in)	(mm)	Dimensions (in)	(mm)	
Center unit – bariatric Wooden legs and arms	NA: No armcaps	Seat width 31 ½ Seat depth 18 ¾ Seat height 18 ½ Arm height 25 ¾	800 476 470 654	Overall width 33 Overall depth 24 Overall height 33 Width between arms 31 ½	838 610 838 800

Model	Frame / Legs	Upholstery / List (\$)	Armcap (\$)
HEBC	W1 Std	Grade 1 1,594	NA No armcaps Std
	W2 N/C	Grade 2 1,638	BAC Black Corian 129
	W3 N/C	Grade 3 1,682	WAC White Corian 129
	W4 N/C	Grade 4 1,716	
	W5 N/C	Grade 5 1,780 Grade 6 1,888 Grade 7 2,989 Grade 8 2,009	

HEBE

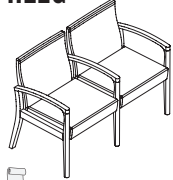


One upholstery – upholsteries 1/2:
C.O.M.: 2.43 yd – 2,22 m
Dual upholstery – upholstery 1:
C.O.M.: 1.32 yd – 1,21 m
Dual upholstery – upholstery 2:
C.O.M.: 1.1 yd – 1 m

Description	Dimensions (in)	(mm)	Dimensions (in)	(mm)		
End unit – bariatric Wooden legs and arms	Seat width	31 ½	800	Overall width	33	838
	Seat depth	18 ¾	476	Overall depth	24	610
	Seat height	18 ½	470	Overall height	33	838
	Arm height	25 ¾	654	Width between arms	31 ½	800

Model	Frame / Legs	Upholstery / List (\$)	Armcap (\$)
HEBE	W1 Std	Grade 1 1,594	Grade 5 1,780
	W2 N/C	Grade 2 1,638	Grade 6 1,888
	W3 N/C	Grade 3 1,682	Grade 7 2,989
	W4 N/C	Grade 4 1,716	Grade 8 2,009
	W5 N/C		
			NA No armcaps Std
			BAC Black Corian 129
			WAC White Corian 129

HE2G

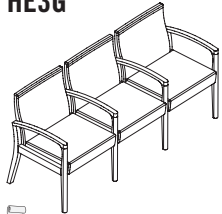


One upholstery – upholsteries 1/2:
C.O.M.: 3.36 yd – 3,08 m
Dual upholstery – upholstery 1:
C.O.M.: 1.82 yd – 1,66 m
Dual upholstery – upholstery 2:
C.O.M.: 1.58 yd – 1,44 m

Description	Dimensions (in)	(mm)	Dimensions (in)	(mm)		
Guest – 2-seater unit Wooden legs and arms	Seat width	21	533	Overall width	46	1168
	Seat depth	18 ¾	476	Overall depth	24	610
	Seat height	18 ½	470	Overall height	33	838
	Arm height	25 ¾	654	Width between arms	21	533

Model	Frame / Legs	Upholstery / List (\$)	Armcaps (\$)
HE2G	W1 Std	Grade 1 3,320	Grade 5 3,563
	W2 N/C	Grade 2 3,382	Grade 6 3,705
	W3 N/C	Grade 3 3,439	Grade 7 5,135
	W4 N/C	Grade 4 3,482	Grade 8 3,862
	W5 N/C		
			NA No armcaps Std
			BAC Black Corian 387
			WAC White Corian 387

HE3G



One upholstery – upholsteries 1/2:
C.O.M.: 5.04 yd – 4,62 m
Dual upholstery – upholstery 1:
C.O.M.: 2.73 yd – 2,49 m
Dual upholstery – upholstery 2:
C.O.M.: 2.37 yd – 2,16 m

Description	Dimensions (in)	(mm)	Dimensions (in)	(mm)		
Guest – 3-seater unit Wooden legs and arms	Seat width	21	533	Overall width	68	1727
	Seat depth	18 ¾	476	Overall depth	24	610
	Seat height	18 ½	470	Overall height	33	838
	Arm height	25 ¾	654	Width between arms	21	533

Model	Frame / Legs	Upholstery / List (\$)	Armcaps (\$)
HE3G	W1 Std	Grade 1 4,725	Grade 5 5,091
	W2 N/C	Grade 2 4,820	Grade 6 5,298
	W3 N/C	Grade 3 4,907	Grade 7 7,452
	W4 N/C	Grade 4 4,963	Grade 8 5,535
	W5 N/C		
			NA No armcaps Std
			BAC Black Corian 514
			WAC White Corian 514

HE2B



One upholstery – upholsteries 1/2:
C.O.M.: 4.86 yd – 4,44 m
Dual upholstery – upholstery 1:
C.O.M.: 2.64 yd – 2,42 m
Dual upholstery – upholstery 2:
C.O.M.: 2.2 yd – 2 m

Description	Dimensions (in)	(mm)	Dimensions (in)	(mm)		
Bariatric – 2-seater unit Wooden legs and arms	Seat width	31 ½	800	Overall width	68	1727
	Seat depth	18 ¾	476	Overall depth	24	610
	Seat height	18 ½	470	Overall height	33	838
	Arm height	25 ¾	654	Width between arms	31 ½	800

Model	Frame / Legs	Upholstery / List (\$)	Armcaps (\$)
HE2B	W1 Std	Grade 1 3,618	Grade 5 3,991
	W2 N/C	Grade 2 3,711	Grade 6 4,205
	W3 N/C	Grade 3 3,797	Grade 7 6,407
	W4 N/C	Grade 4 3,862	Grade 8 4,447
	W5 N/C		
			NA No armcaps Std
			BAC Black Corian 387
			WAC White Corian 387

HE2BG



One upholstery – upholsteries 1/2:
C.O.M.: 4.11 yd – 3,76 m
Dual upholstery – upholstery 1:
C.O.M.: 2.23 yd – 2,04 m
Dual upholstery – upholstery 2:
C.O.M.: 1.89 yd – 1,72 m

Description	Dimensions (in)	(mm)	Dimensions (in)	(mm)		
Bariatric/guest – 2-seater unit Wooden legs and arms	Seat width	31 ½ - 21	800 - 533	Overall width	57	1448
	Seat depth	18 ¾	476	Overall depth	24	610
	Seat height	18 ½	470	Overall height	33	838
	Arm height	25 ¾	654	Width between arms	31 ½ - 21	800 - 533

Model	Frame / Legs	Upholstery / List (\$)	Armcaps (\$)
HE2BG	W1 Std	Grade 1 3,504	Grade 5 3,812
	W2 N/C	Grade 2 3,581	Grade 6 3,991
	W3 N/C	Grade 3 3,653	Grade 7 5,807
	W4 N/C	Grade 4 3,705	Grade 8 4,190
	W5 N/C		
			NA No armcaps Std
			BAC Black Corian 387
			WAC White Corian 387

HEPH

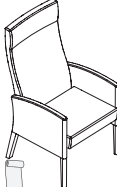


One upholstery – upholsteries 1/2:
C.O.M.: 2.50 yd – 2,29 m
Dual upholstery – upholstery 1:
C.O.M.: 1.72 yd – 1,57 m
Dual upholstery – upholstery 2:
C.O.M.: 0.79 yd – 0,72 m

Description	Dimensions (in)	(mm)	Dimensions (in)	(mm)		
High back patient chair Wooden legs and arms NA: No armcaps	Seat width	21	533	Overall width	24	610
	Seat depth	18 ¾	476	Overall depth	27	686
	Seat height	18 ½	470	Overall height	47	1194
	Arm height	25 ¾	654	Width between arms	21	533

Model	Frame / Legs	Upholstery / List (\$)	Armcaps (\$)		
HEPH	W1	Std	Grade 1 2,044	NA No armcaps	Std
	W2	N/C	Grade 2 2,081	BAC Black Corian	257
	W3	N/C	Grade 3 2,123	WAC White Corian	257
	W4	N/C	Grade 4 2,144		
	W5	N/C	Grade 5 2,203		
		Grade 6 2,290			
		Grade 7 3,190			
		Grade 8 2,388			

HEPHU

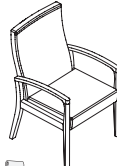


One upholstery – upholsteries 1/2:
C.O.M.: 4 yd – 3,72 m
Dual upholstery – upholstery 1:
C.O.M.: 2.5 yd – 2,28 m
Dual upholstery – upholstery 2:
C.O.M.: 1.56 yd – 1,43 m

Description	Dimensions (in)	(mm)	Dimensions (in)	(mm)		
High back patient chair Wooden legs Upholstered armrests NA: No armcaps	Seat width	21	533	Overall width	24	610
	Seat depth	18 ¾	476	Overall depth	27	686
	Seat height	18 ½	470	Overall height	47	1194
	Arm height	25 ¾	654	Width between arms	21	533

Model	Frame / Legs	Upholstery / List (\$)	Armcaps (\$)		
HEPHU	W1	Std	Grade 1 2,280	NA No armcaps	Std
	W2	N/C	Grade 2 2,317		
	W3	N/C	Grade 3 2,360		
	W4	N/C	Grade 4 2,388		
	W5	N/C	Grade 5 2,438		
		Grade 6 2,523			
		Grade 7 3,446			
		Grade 8 2,633			

HEPM

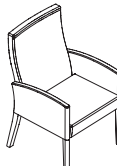


One upholstery – upholsteries 1/2:
C.O.M.: 2.50 yd – 2,29 m
Dual upholstery – upholstery 1:
C.O.M.: 1.72 yd – 1,57 m
Dual upholstery – upholstery 2:
C.O.M.: 0.79 yd – 0,72 m

Description	Dimensions (in)	(mm)	Dimensions (in)	(mm)		
Mid back patient chair Wooden legs and arms NA: No armcaps	Seat width	21	533	Overall width	24	610
	Seat depth	18 ¾	476	Overall depth	25	635
	Seat height	18 ½	470	Overall height	39	991
	Arm height	25 ¾	654	Width between arms	21	533

Model	Frame / Legs	Upholstery / List (\$)	Armcaps (\$)		
HEPM	W1	Std	Grade 1 2,016	NA No armcaps	Std
	W2	N/C	Grade 2 2,052	BAC Black Corian	257
	W3	N/C	Grade 3 2,095	WAC White Corian	257
	W4	N/C	Grade 4 2,117		
	W5	N/C	Grade 5 2,174		
		Grade 6 2,259			
		Grade 7 3,161			
		Grade 8 2,360			

HEPMU

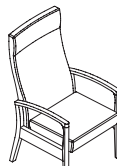


One upholstery – upholsteries 1/2:
C.O.M.: 4 yd – 3,72 m
Dual upholstery – upholstery 1:
C.O.M.: 2.5 yd – 2,28 m
Dual upholstery – upholstery 2:
C.O.M.: 1.56 yd – 1,43 m

Description	Dimensions (in)	(mm)	Dimensions (in)	(mm)		
Mid back patient chair Wooden legs Upholstered armrests NA: No armcaps	Seat width	21	533	Overall width	24	610
	Seat depth	18 ¾	476	Overall depth	25	635
	Seat height	18 ½	470	Overall height	39	991
	Arm height	25 ¾	654	Width between arms	21	533

Model	Frame / Legs	Upholstery / List (\$)	Armcaps (\$)		
HEPMU	W1	Std	Grade 1 2,253	NA No armcaps	Std
	W2	N/C	Grade 2 2,290		
	W3	N/C	Grade 3 2,331		
	W4	N/C	Grade 4 2,360		
	W5	N/C	Grade 5 2,408		
		Grade 6 2,495			
		Grade 7 3,417			
		Grade 8 2,603			

HERH

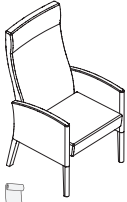


One upholstery – upholsteries 1/2:
C.O.M.: 2.50 yd – 2,29 m
Dual upholstery – upholstery 1:
C.O.M.: 1.72 yd – 1,57 m
Dual upholstery – upholstery 2:
C.O.M.: 0.79 yd – 0,72 m

Description	Dimensions (in)	(mm)	Dimensions (in)	(mm)		
High back rocker chair Wooden legs and arms NA: No armcaps	Seat width	22	559	Overall width	25	635
	Seat depth	19 ½	495	Overall depth	28	711
	Seat height	18 ¾	464	Overall height	47	1194
	Arm height	25 ¾	654	Width between arms	22	559

Model	Frame / Legs	Upholstery / List (\$)	Armcaps (\$)		
HERH	W1	Std	Grade 1 2,088	NA No armcaps	Std
	W2	N/C	Grade 2 2,132	BAC Black Corian	257
	W3	N/C	Grade 3 2,174	WAC White Corian	257
	W4	N/C	Grade 4 2,203		
	W5	N/C	Grade 5 2,266		
		Grade 6 2,367			
		Grade 7 3,410			
		Grade 8 2,480			

HERHU

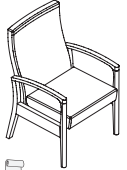


One upholstery – upholsteries 1/2:
C.O.M.: 4 yd – 3,72 m
Dual upholstery – upholstery 1:
C.O.M.: 2.5 yd – 2,28 m
Dual upholstery – upholstery 2:
C.O.M.: 1.56 yd – 1,43 m

Description		Dimensions (in) (mm)			Dimensions (in) (mm)		
High back rocker chair	NA: No armcaps	Seat width	22	559	Overall width	25	635
Wooden legs		Seat depth	19 ½	495	Overall depth	28	711
Upholstered armrests		Seat height	18 ¼	464	Overall height	47	1194
		Arm height	25 ¾	654	Width between arms	22	559

Model	Frame / Legs	Upholstery / List (\$)	Armcaps (\$)			
HERHU	W1	Std	Grade 1	2,603	NA No armcaps	Std
	W2	N/C	Grade 2	2,639		
	W3	N/C	Grade 3	2,681		
	W4	N/C	Grade 4	2,710		
	W5	N/C	Grade 5	2,759		
			Grade 6	2,847		
			Grade 7	4,082		
			Grade 8	3,282		

HERM

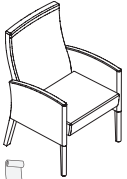


One upholstery – upholsteries 1/2:
C.O.M.: 2.50 yd – 2,29 m
Dual upholstery – upholstery 1:
C.O.M.: 1.72 yd – 1,57 m
Dual upholstery – upholstery 2:
C.O.M.: 0.79 yd – 0,72 m

Description		Dimensions (in) (mm)			Dimensions (in) (mm)		
Mid back rocker chair	NA: No armcaps	Seat width	22	559	Overall width	25	635
Wooden legs and arms		Seat depth	19 ½	495	Overall depth	26	660
		Seat height	18 ¼	464	Overall height	39 ½	1003
		Arm height	25 ¾	654	Width between arms	22	559

Model	Frame / Legs	Upholstery / List (\$)	Armcaps (\$)			
HERM	W1	Std	Grade 1	2,061	NA No armcaps	Std
	W2	N/C	Grade 2	2,103	BAC Black Corian	257
	W3	N/C	Grade 3	2,144	WAC White Corian	257
	W4	N/C	Grade 4	2,174		
	W5	N/C	Grade 5	2,239		
			Grade 6	2,337		
			Grade 7	3,382		
			Grade 8	2,453		

HERMU



One upholstery – upholsteries 1/2:
C.O.M.: 4 yd – 3,72 m
Dual upholstery – upholstery 1:
C.O.M.: 2.5 yd – 2,28 m
Dual upholstery – upholstery 2:
C.O.M.: 1.56 yd – 1,43 m

Description		Dimensions (in) (mm)			Dimensions (in) (mm)		
Mid back rocker chair	NA: No armcaps	Seat width	22	559	Overall width	25	635
Wooden legs		Seat depth	19 ½	495	Overall depth	26	660
Upholstered armrests		Seat height	18 ¼	464	Overall height	39 ½	1003
		Arm height	25 ¾	654	Width between arms	22	559

Model	Frame / Legs	Upholstery / List (\$)	Armcaps (\$)			
HERMU	W1	Std	Grade 1	2,574	NA No armcaps	Std
	W2	N/C	Grade 2	2,610		
	W3	N/C	Grade 3	2,652		
	W4	N/C	Grade 4	2,681		
	W5	N/C	Grade 5	2,731		
			Grade 6	2,819		
			Grade 7	4,053		
			Grade 8	3,253		

HEHP



One upholstery – upholsteries 1/2:
C.O.M.: 1.68 yd – 1,54 m
Dual upholstery – upholstery 1:
C.O.M.: 0.91 yd – 0,83 m
Dual upholstery – upholstery 2:
C.O.M.: 0.79 yd – 0,72 m

Description		Dimensions (in) (mm)			Dimensions (in) (mm)		
Hip chair	NA: No armcaps	Seat width	21	533	Overall width	24	610
Wooden legs and arms		Seat depth	18 ¾	476	Overall depth	25	635
		Seat height	24 ¾	628	Overall height	39 ¾	1010
		Arm height	32	813	Width between arms	21	533

Model	Frame / Legs	Upholstery / List (\$)	Armcaps (\$)			
HEHP	W1	Std	Grade 1	2,317	NA No armcaps	Std
	W2	N/C	Grade 2	2,346	BAC Black Corian	257
	W3	N/C	Grade 3	2,374	WAC White Corian	257
	W4	N/C	Grade 4	2,396		
	W5	N/C	Grade 5	2,438		
			Grade 6	2,504		
			Grade 7	3,225		
			Grade 8	2,581		

HEOT



One upholstery:
C.O.M.: 0.84 yd – 0,77 m

Description		Dimensions (in) (mm)		
Upholstered ottoman		Overall width	19	483
Wooden legs		Overall depth	16	406
Single upholstery application		Overall height	10 ¼	260

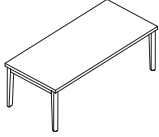
Model	Frame / Legs	Upholstery / List (\$)	Armcaps (\$)			
HEFS	W1	Std	Grade 1	716	Grade 5	744
	W2	N/C	Grade 2	721	Grade 6	772
	W3	N/C	Grade 3	729	Grade 7	1,065
	W4	N/C	Grade 4	738	Grade 8	800
	W5	N/C				

HET24



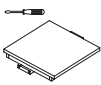
Description				Dimensions (in) (mm)		
Freestanding table – 24" W (610 mm) Wooden legs				Overall width	24	610
				Overall depth	21	533
				Overall height	16	406
Model	Frame / Legs			List (\$)		
HET24	W1	Std	W4	N/C	1,073	
	W2	N/C	W5	N/C		
	W3	N/C				

HET46



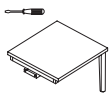
Description				Dimensions (in) (mm)		
Freestanding table – 46" W (1168 mm) Wooden legs				Overall width	46	1168
				Overall depth	21	533
				Overall height	16	406
Model	Frame / Legs			List (\$)		
HET46	W1	Std	W4	N/C	1,650	
	W2	N/C	W5	N/C		
	W3	N/C				

HETD



Description				Dimensions (in) (mm)		
Table - divider unit				Overall width	20 ½	521
				Overall depth	21	533
				Overall height	1	25
Model	Frame / Legs			List (\$)		
HETD	W1	Std	W4	N/C	788	
	W2	N/C	W5	N/C		
	W3	N/C				

HETE



Description				Dimensions (in) (mm)		
Table - end unit Wooden legs				Overall width	22 ¼	565
				Overall depth	21	533
				Overall height	16	406
Model	Frame / Legs			List (\$)		
HETE	W1	Std	W4	N/C	967	
	W2	N/C	W5	N/C		
	W3	N/C				

HET90

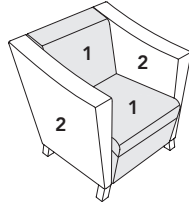


Description				Dimensions (in) (mm)		
Table - corner unit				Overall width	37	940
				Overall depth	21	533
				Overall height	1	25
Model	Frame / Legs			List (\$)		
HET90	W1	Std	W4	N/C	953	
	W2	N/C	W5	N/C		
	W3	N/C				

LOUNGE

SPECIFICATIONS

- All models ship assembled.
- Fabric/fabric, fabric/vinyl and vinyl/vinyl dual upholstery is available. The first upholstery code is the backrest and arm structure, the second upholstery code is for the seat.
- If dual upholstery combination is from two different grades, list price is the highest grade of the two.
- Please consult page 51 for frame finishes.
- C.O.M./C.O.V. available. Please refer to page 47.

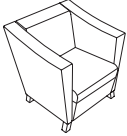


DUAL UPHOLSTERY APPLICATION

SAMPLE ORDER: SO2-E8-WH03-WH03

SAMPLE ORDER: SO2-E8-WH03-WH03

S01

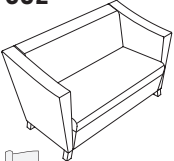


One upholstery – upholsteries 1/2:
C.O.M.: 5.8 yd – 5,3 m
Dual upholstery – upholstery 1:
C.O.M.: 2.4 yd – 2,2 m
Dual upholstery – upholstery 2:
C.O.M.: 3.4 yd – 3,1 m

Description	Dimensions (in)	(mm)	Dimensions (in)	(mm)		
Armchair	Seat width	21	533	Overall width	30 ¾	781
Metal legs	Seat depth	20 ¾	527	Overall depth	30 ½	775
	Seat height	17 ½	445	Overall height	31 ¾	807
	Back height	14 ¼	362			

Model	Frame	Upholstery / List (\$)			
S01	E8 Std	Grade 1	2,426	Grade 5	2,767
		Grade 2	2,453	Grade 6	3,018
		Grade 3	2,552	Grade 7	4,769
		Grade 4	2,639	Grade 8	3,303

S02

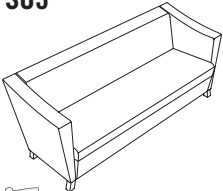


One upholstery – upholsteries 1/2:
C.O.M.: 7.6 yd – 6,9 m
Dual upholstery – upholstery 1:
C.O.M.: 4.2 yd – 3,9 m
Dual upholstery – upholstery 2:
C.O.M.: 3.4 yd – 3,1 m

Description	Dimensions (in)	(mm)	Dimensions (in)	(mm)		
Loveseat	Seat width	45	1143	Overall width	54 ¾	1391
Metal legs	Seat depth	20 ¾	527	Overall depth	30 ½	775
	Seat height	17 ½	445	Overall height	31 ¾	807
	Back height	14 ¼	362			

Model	Frame	Upholstery / List (\$)			
S02	E8 Std	Grade 1	3,024	Grade 5	3,598
		Grade 2	3,068	Grade 6	4,012
		Grade 3	3,239	Grade 7	7,316
		Grade 4	3,375	Grade 8	4,492

S03



One upholstery – upholsteries 1/2:
C.O.M.: 10.2 yd – 9,4 m
Dual upholstery – upholstery 1:
C.O.M.: 6.9 yd – 6,3 m
Dual upholstery – upholstery 2:
C.O.M.: 3.4 yd – 3,1 m

Description	Dimensions (in)	(mm)	Dimensions (in)	(mm)		
Sofa	Seat width	69	1753	Overall width	78 ¾	2000
Metal legs	Seat depth	20 ¾	527	Overall depth	30 ½	775
	Seat height	17 ½	445	Overall height	31 ¾	807
	Back height	14 ¼	362			

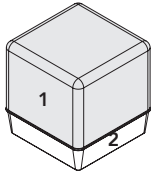
Model	Frame	Upholstery / List (\$)			
S03	E8 Std	Grade 1	3,768	Grade 5	4,492
		Grade 2	3,826	Grade 6	5,020
		Grade 3	4,047	Grade 7	10,075
		Grade 4	4,220	Grade 8	5,636

STAD – UPHOLSTERED FURNITURE

MODULAR / CONFERENCE AND PUBLIC AREAS

SPECIFICATIONS

- All models ship assembled.
- Fabric/vinyl, vinyl/vinyl and leather/vinyl dual upholstery is available.
- The upholstery for the bottom part must be in vinyl or polyurethane.
- Electrical modules in Metallic Silver feature two electrical outlets and two 2.1 USB ports. Please see the icons for the placement of these electrical modules.
- The PDC01616 cushion can have a fabric/fabric combination.
- Please refer to Accessories on page 46 for ganging brackets.
- C.O.M./C.O.V. available. Please refer to page 47.



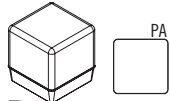
DUAL UPHOLSTERY APPLICATION

SAMPLE ORDER: PDQ2829-MG050-DN06-PA



SAMPLE ORDER: PDQ2829-MG050-DN06-PA

PDQ2829

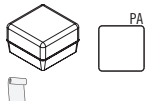


One upholstery – upholsteries 1/2:
C.O.M.: 4.9 yd – 4,4 m
Dual upholstery – upholstery 1:
C.O.M.: 3.4 yd – 3,7 m
Dual upholstery – upholstery 2:
C.O.V.: 0.8 yd – 0,7 m

Description		Dimensions		(in)	(mm)
Square high seat		Overall width	28	700	
		Overall depth	28	700	
		Overall height	29	735	

Model	Upholstery / List (\$)		Other options (\$)	
PDQ2829	Grade 1	1,279	Grade 5	1,665
	Grade 2	1,310	Grade 6	1,859
	Grade 3	1,459	Grade 7	2,160
	Grade 4	1,502	Grade 8	2,123
			PA	858

PDQ2818

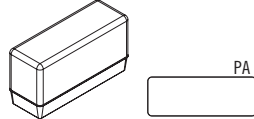


One upholstery – upholsteries 1/2:
C.O.M.: 3.6 yd – 3,2 m
Dual upholstery – upholstery 1:
C.O.M.: 2.8 yd – 2,5 m
Dual upholstery – upholstery 2:
C.O.V.: 0.8 yd – 0,7 m

Description		Dimensions		(in)	(mm)
Square seat		Overall width	28	700	
		Overall depth	28	700	
		Overall height	18	457	

Model	Upholstery / List (\$)		Other options (\$)	
PDQ2818	Grade 1	1,194	Grade 5	1,473
	Grade 2	1,216	Grade 6	1,609
	Grade 3	1,322	Grade 7	1,823
	Grade 4	1,359	Grade 8	1,801
			PA	858

PDR5629

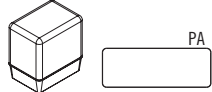


One upholstery – upholsteries 1/2:
C.O.M.: 5.1 yd – 4,6 m
Dual upholstery – upholstery 1:
C.O.M.: 3.3 yd – 3 m
Dual upholstery – upholstery 2:
C.O.V.: 1.8 yd – 1,6 m

Description		Dimensions		(in)	(mm)
Rectangular high seat		Overall width	56	1400	
		Overall depth	20	500	
		Overall height	29	735	

Model	Upholstery / List (\$)		Other options (\$)	
PDR5629	Grade 1	1,574	Grade 5	1,895
	Grade 2	1,594	Grade 6	2,061
	Grade 3	1,723	Grade 7	2,795
	Grade 4	1,760	Grade 8	2,275
			PA	858

PDR2829



One upholstery – upholsteries 1/2:
C.O.M.: 3.3 yd – 2.9 m
Dual upholstery – upholstery 1:
C.O.M.: 2.5 yd – 2.2 m
Dual upholstery – upholstery 2:
C.O.V.: 0.8 yd – 0.7 m

Description	Dimensions	(in)	(mm)
Rectangular high seat	Overall width	28	700
	Overall depth	20	500
	Overall height	29	735

Model	Upholstery / List (\$)		Other options (\$)	
PDR2829	Grade 1	1,115	Grade 5	1,367
	Grade 2	1,136	Grade 6	1,487
	Grade 3	1,231	Grade 7	1,823
	Grade 4	1,259	Grade 8	1,650
			PA	858

PDR2818

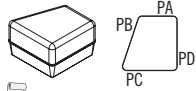


One upholstery – upholsteries 1/2:
C.O.M.: 2.5 yd – 2.2 m
Dual upholstery – upholstery 1:
C.O.M.: 1.7 yd – 1.5 m
Dual upholstery – upholstery 2:
C.O.V.: 0.8 yd – 0.7 m

Description	Dimensions	(in)	(mm)
Rectangular seat	Overall width	28	700
	Overall depth	20	500
	Overall height	18	457

Model	Upholstery / List (\$)		Other options (\$)	
PDR2818	Grade 1	1,059	Grade 5	1,330
	Grade 2	1,079	Grade 6	1,465
	Grade 3	1,187	Grade 7	1,682
	Grade 4	1,216	Grade 8	1,659
			PA	858

PDA2818L

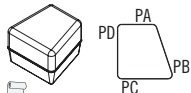


One upholstery – upholsteries 1/2:
C.O.M.: 2.4 yd – 2.1 m
Dual upholstery – upholstery 1:
C.O.M.: 1.6 yd – 1.4 m
Dual upholstery – upholstery 2:
C.O.V.: 0.8 yd – 0.7 m

Description	Dimensions	(in)	(mm)
Asymmetrical seat, left	Overall width	28	700
	Overall depth	28	700
	Overall height	18	457

Model	Upholstery / List (\$)		Other options (\$)	
PDA2818L	Grade 1	1,115	Grade 5	1,294
	Grade 2	1,131	Grade 6	1,380
	Grade 3	1,194	Grade 7	1,795
	Grade 4	1,216	Grade 8	1,502
			PA	858
			PB	858
			PC	858
			PD	858

PDA2818R

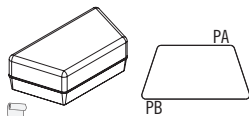


One upholstery – upholsteries 1/2:
C.O.M.: 2.4 yd – 2.1 m
Dual upholstery – upholstery 1:
C.O.M.: 1.6 yd – 1.4 m
Dual upholstery – upholstery 2:
C.O.V.: 0.8 yd – 0.7 m

Description	Dimensions	(in)	(mm)
Asymmetrical seat, right	Overall width	28	700
	Overall depth	28	700
	Overall height	18	457

Model	Upholstery / List (\$)		Other options (\$)	
PDA2818R	Grade 1	1,115	Grade 5	1,294
	Grade 2	1,131	Grade 6	1,380
	Grade 3	1,194	Grade 7	1,795
	Grade 4	1,216	Grade 8	1,502
			PA	858
			PB	858
			PC	858
			PD	858

PDZ5618

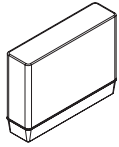


One upholstery – upholsteries 1/2:
C.O.M.: 4.6 yd – 4.1 m
Dual upholstery – upholstery 1:
C.O.M.: 3 yd – 2.7 m
Dual upholstery – upholstery 2:
C.O.V.: 1.6 yd – 1.4 m

Description	Dimensions	(in)	(mm)
Trapeze seat	Overall width	56	1400
	Overall depth	28	700
	Overall height	18	457

Model	Upholstery / List (\$)		Other options (\$)	
PDZ5618	Grade 1	1,417	Grade 5	1,711
	Grade 2	1,436	Grade 6	1,852
	Grade 3	1,551	Grade 7	2,516
	Grade 4	1,587	Grade 8	2,052
			PA	858
			PB	858

PDCR56

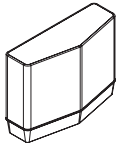


One upholstery – upholsteries 1/2:
C.O.M.: 6.4 yd – 5,8 m
Dual upholstery – upholstery 1:
C.O.M.: 4.6 yd – 4,2 m
Dual upholstery – upholstery 2:
C.O.V.: 1.8 yd – 1,6 m

Description	Dimensions	(in)	(mm)
Rectangular counter	Overall width	56	1400
	Overall depth	14	350
	Overall height	42	1067

Model	Upholstery / List (\$)		Other options (\$)	
PDCR56	Grade 1	1,682	Grade 5	2,009
	Grade 2	1,711	Grade 6	2,167
	Grade 3	1,830	Grade 7	2,903
	Grade 4	1,873	Grade 8	2,388
			PA	858
			PC ⁽¹⁾	1,716

PDCA56



One upholstery – upholsteries 1/2:
C.O.M.: 6.4 yd – 5,8 m
Dual upholstery – upholstery 1:
C.O.M.: 4.6 yd – 4,2 m
Dual upholstery – upholstery 2:
C.O.V.: 1.8 yd – 1,6 m

Description	Dimensions	(in)	(mm)
Collaborative counter	Overall width	56	1400
	Overall depth	22	550
	Overall height	42	1067

Model	Upholstery / List (\$)		Other options (\$)	
PDCA56	Grade 1	1,930	Grade 5	2,309
	Grade 2	1,965	Grade 6	2,489
	Grade 3	2,109	Grade 7	3,338
	Grade 4	2,152	Grade 8	2,746
			PA	858
			PB	858
			PC ⁽²⁾	1,716

PD1620



One upholstery – upholsteries 1/2:
C.O.M.: 1.5 yd – 1,3 m
Dual upholstery – upholstery 1:
C.O.M.: 0.8 yd – 0,7 m
Dual upholstery – upholstery 2:
C.O.V.: 0.7 yd – 0,6 m

Description	Dimensions	(in)	(mm)
Pouf	Overall width	16	400
Lateral handle (same finish as the base)	Overall depth	16	400
	Overall height	20	508

Model	Upholstery / List (\$)	
PD1620	Grade 1	702
	Grade 2	716
	Grade 3	772
	Grade 4	788
	Grade 5	852
	Grade 6	922
	Grade 7	1,167
	Grade 8	1,024

CUSHION

PDC01616



One upholstery – upholsteries 1/2:
C.O.M.: 0.8 yd – 0,6 m
Dual upholstery – upholstery 1:
C.O.M.: 0.4 yd – 0,3 m
Dual upholstery – upholstery 2:
C.O.M.: 0.4 yd – 0,3 m

Description	Dimensions	(in)	(mm)
Accent cushion Fabric 1: front	Overall width	16	400
Non removable upholstery Fabric 2: back	Overall depth	6	150
	Overall height	16	400

Model	Upholstery / List (\$)	
PDC01616	Grade 1	142
	Grade 2	149
	Grade 3	165
	Grade 4	173
	Grade 5	192
	Grade 6	220
	Grade 7	286
	Grade 8	249

- (1) **PC:** Includes 2 electrical modules, position on front right and back left.
- (2) **PC:** Includes 2 electrical modules, position on left and right sides.

ACCESSORIES

GANG2

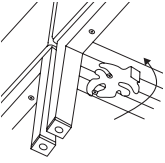


Description

Ganging device for Cube 200.
Includes 2 ganging devices with hardware.
Can gang 2 modules together.

Model	List (\$)
GANG2	42

GANG3



Description

Ganging device for Cube 300, Hip Hop with type E legs only.
Includes 2 ganging devices with hardware.
Can gang 2 modules together.

Model	List (\$)
GANG3	42

GANGK / GANGW

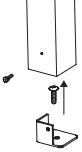


Description

Ganging device for Hip Hop with type K and W legs only.
Includes 2 ganging devices with hardware.
Can gang 2 modules together.

Model	Leg Type	List (\$)
GANG	K For laser cut steel legs	42
	W For stained wood legs	

FIX2

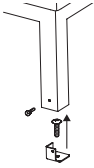


Description

Floor anchors for Cube 200.
Includes 2 anchors.
Can anchor 2 legs on floor.

Model	List (\$)
FIX2	42

FIX3

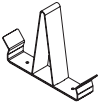


Description

Floor anchors for Cube 300.
Includes 2 anchors.
Can anchor 2 legs on floor.

Model	List (\$)
FIX3	42

PDGA



Description

Ganging device for Stad seats and counters.

Model	List (\$)
PDGA	72

C.O.M./C.O.V. Policy

Fabric approval

All C.O.M./C.O.V. materials must be approved for use by Groupe Lacasse/Arold manufacturing facilities. In order to determine pre-approval, please contact the C.O.M./C.O.V. coordinator at 1-888-522-2773.

To solicit approval, one yard (0,9144 metre) need to be forwarded to below address along with the material's specifications to the attention of the C.O.M./C.O.V. coordinator. If California # 117 compliant, the certification must accompany the material. Please ensure that the custom fabric form is completely filled out and sent to the C.O.M./C.O.V. coordinator or the test cannot be processed. The ORIENTATION section is especially important; if it fails to be completed the material will be applied as it comes off the roll.

Groupe Lacasse/Arold

C/O COM Coordinator
175, Saint-Pierre
Saint-Pie, QC J0H 1W0
Canada

Once the C.O.M./C.O.V. material has been tested, you will be contacted by the C.O.M./C.O.V. coordinator with the results. Upon approval, you will be directed as to any additional yardage requirements beyond the published C.O.M./C.O.V. yardage. To determine amount of upholstery needed, please consult this price list in the *Documents* section of "Arold COM-COV-SPL Requirements" on our website (www.groupelacasse.com). Yardage is based on 54"/1,38 m width roll. Some directional or railroaded material may require additional yardage.

All materials are to be received from the vendor clearly marked with your purchase order number, VENDOR-PATTERN-COLOR and quantity of yards. There should not be more than one piece per roll. Back orders or partial shipments will not be accepted. Rolls must not exceed 50 lbs. (22,7 kg). All C.O.M./C.O.V. material must be shipped prepaid to our manufacturing facility. DO NOT ship C.O.M./C.O.V. material without positive test results.

Once approved, please forward your purchase order to the C.O.M./C.O.V. coordinator (fax: 1-888-248-1865) and the upholstery to the specified address. Surplus material, unused material or material that cannot be identified will be discarded after 60 days. C.O.M./C.O.V. upholstery is subject to final approval upon arrival. It is the responsibility of the customer or customer's vendor to inspect material for bias and/or flaws prior to shipment to Groupe Lacasse/Arold.

Disclaimer

The Seller reserves the right to approve all C.O.M./C.O.V. prior to acceptance. Even after preliminary approval, the Seller reserves the right to reject C.O.M./C.O.V. if tests or early production results indicate the material will not meet the Seller's quality standards or excessive unforeseen costs will be incurred. For accepted C.O.M./C.O.V., the Seller assumes no responsibility for its appearance, quality, durability, colorfastness or any other attributes after application to a Arold product. The Seller will determine any additional yardage, labor charges or surcharges that may be required as a condition of C.O.M./C.O.V. acceptance.

Purchase orders will not be processed until material has been approved and production cannot be scheduled until upholstery has been received. Upon completing these steps, your ship date will be determined. The Seller may split an order at the customer's request and may be subject to a minimum order charge.

The Seller is not responsible for excess C.O.M./C.O.V. from completed orders unless express agreement has been reached in advance. The customer is responsible for the return of any excess material. C.O.M./C.O.V. orders may not be changed or cancelled after acknowledgement.

Please consult the C.O.M./C.O.V. coordinator (1-888-522-2773) with any questions regarding this process.

Pricing

C.O.M. (FABRIC): is priced at Grade 2.

C.O.V. (VINYL): is priced at Grade 3.

Custom Fabric Form

In order to proceed with your request for a test, all the information below must be provided and a yard of fabric (0,91144 metres) must be sent to the manufacturing plant as stated by your customer service representative. Additional material may be requested. Please include this form and a Cal-117 certification (if applicable) to all test requests. If fabric is reversible, please indicate up side with a color swatch. Remember that **fabric (C.O.M.) is priced at grade 2 and vinyl (C.O.V.) is priced at grade 3.** Contact the C.O.M. coordinator with any questions.

Please fax this form to: 1-888-248-1865. (send only if testing is required)

General information

Date	Bill to address
Customer name	
Contact person	
Phone	
Email address	

Upholstery information

Results – For internal use only						
Test #	Passed	Failed	Supplier	Pattern name	Pattern #	Colour
1.						
2.						
3.						
4.						
5.						

	Please check		Orientation*		Reversible fabric?		Is fabric Cal-117?		Backer type
	Fabric	Vinyl	Railroaded	Up the roll	Yes	No	Yes	No	(if applicable)
1.									
2.									
3.									
4.									
5.									

* Refer to page 3 for more information about the standard direction in which the fabric is unrolled, according to the product.

Other comments

Terms and Conditions

Order placement

Groupe Lacasse LLC requires that all orders must be submitted in writing as represented by a valid purchase order on company letterhead, which includes the total list and net dollars. This is to ensure that orders are complete, to avoid errors, and to avoid duplication. Please order product by number in order to avoid any possible error. Telephone orders will not be processed for production without proper written confirmation. Groupe Lacasse LLC will not be responsible for errors, omissions and order duplication due to non-compliance with this procedure.

Ordering information

The following information is required to process an order:

Customer information

Sold/Ship to address
Purchase order number
Authorized signature
Contact name and phone
Consignee contact name and phone
Tagging instructions
Bid/Quote # if applicable
Product pricing (list/net)
Order total (list/net)
Preferred delivered date
(Specific delivery date not guaranteed)

Product information

Quantity
Product numbers including options
Fabric and colors (all surfaces)

Order changes

Any change to an original purchase order must be received in writing no later than 48 hours after receipt of the original order. Any change to the original order after 48 hours, if approved, will result in production rescheduling. The cost variances will have to be approved by our Customer Service before production rescheduling.

Order cancellations

Cancellations must be requested in writing no later than 48 hours after receipt of the original order and are subject to approval by Groupe Lacasse LLC. Cancellations cannot be accepted otherwise.

Order acknowledgment

Orders will be acknowledged by Groupe Lacasse LLC. Please refer to the acknowledgment copy to make sure it agrees with your original purchase order. When corresponding, please refer to the acknowledgment number.

Returns

Products are made-to-order and may not be cancelled or returned. For warranty issues, please contact Customer Service. The Seller reserves the right to recall any defective items for evaluation.

Surcharges

Expedited Transportation

No shipments have guaranteed delivery time and/or date. Time-sensitive deliveries that require expedited carrier service will result in additional charges that will be passed on to the consignee (dealer).

Prices

All prices listed are suggested retail prices, F.O.B. our factory, St-Pie, Quebec, Canada. Orders are accepted subject to prices and taxes prevailing at the time of shipment. Prices and taxes are subject to change without notice. If shipping date requested is more than 90 days from date of order, Groupe Lacasse LLC shall have the right to use the published list prices effective at the time of shipment.

Chargeable Parts Orders

Contact customer service for availability. Please take note of the following exclusion to the "small order fee": Shipments by UPS or FEDEX of accessories or parts that have a net value under \$100 are subject to a \$25 small order fee (instead of \$200) regardless of the shipping zones.

Price list dated September 2022 supersedes all other published price lists.

Prices shown in price book have priority to electronic catalog contents.

Terms

Terms of sale are net 30 days to firms who have established satisfactory credit; otherwise we reserve the right to request cash in advance. Interest on past due accounts shall be 2% per month (24% per year). Should the Buyer fail to fulfill the above-mentioned terms of payment, Groupe Lacasse LLC reserves the right to defer further shipments until the Buyer has satisfied all solvency criteria and terms of payment as determined by Groupe Lacasse LLC. Any product sold shall remain the property of Groupe Lacasse LLC and shall remain the Seller's property until paid for in full. The Buyer agrees to perform all acts which may be necessary to protect and assure retention of title to such products by Groupe Lacasse LLC until such time as goods have been paid for in full.

Credit

Credit may be established for sales on open account by submitting satisfactory references. A line of credit will be set by our credit department. We may change or cancel credit terms at our discretion and request advance payment at our option. A delay in providing credit information may delay order entry and the shipping date of an order. The Seller reserves the right to delay or cancel any shipment to a customer whose account balance is over the credit limit and/or past due. We do not ship C.O.D. Inactive account of more than one (1) year will result in a reevaluation of the account.

Applicable prices

List prices and discounts are subject to change without notice or approval. Applicable prices are those in effect at the time of the receipt of an order; we reserve the right to use the published list prices effective at the time of shipment if the requested ship date is more than 90 days after the order receipt date. Prices shown in price book have priority to electronic catalog contents.

Services

List prices apply to products only. If, as a result of customer request, the dealer or authorized representative provides planning/design services, storage, special handling, set-up, or installation, the customer will be charged at the local dealer or authorized representative's standard rate.

Quotations

Quotations are valid for a period of thirty (30) days.

Changes

All illustrations, specifications and prices in this book are based on the latest product information available at the time of publication. The right is reserved to make changes, at any time and without prior notice, to prices, colors, materials, specifications and models offered.

Delivery

The scheduled delivery week is specified on our acknowledgment. Groupe Lacasse LLC is not liable for delay or failure to deliver goods due to causes beyond its control. Groupe Lacasse LLC will only make on site deliveries for a full truckload 2,400 cubic feet (68 cubic metres). An unloading dock must be available to accommodate 53 feet (16,15 metres) trailers and address is subject to approval. Unloading at destination is the responsibility of the purchaser. Our standard carriers do not have liftgates. Request for liftgates can often be accommodated but will result in extra fees.

Time sensitive deliveries that require expedited carrier service will result in additional charges that will be passed onto the consignee (dealer).

Under no circumstance will Groupe Lacasse deliver goods in a residential area. Groupe Lacasse cannot accommodate inside deliveries.

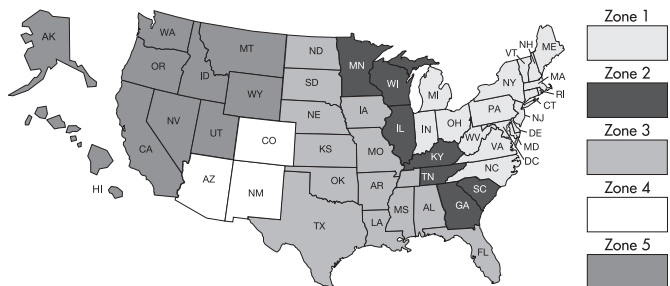
Ship dates and delays

If the Seller cannot ship products due to causes beyond its reasonable control (such as casualty, acts of nature, labor disputes, or accident; inability to obtain necessary labor, material or transportation; changes requested by the customer), the ship date will be extended to compensate for the delay as determined by the Seller.

Routing

Unless otherwise specified by the buyer and agreed to by Groupe Lacasse LLC, the latter reserves the right to select the route, method of shipment and carrier. Customer requests for special carrier, method of shipment and/or routing will be shipped freight collect.

Transportation policy



Zone 0 shipments are FCA plant. Zones 1, 2, 3, 4 and 5 pricing includes freight cost to your geographical location. Alaska Zone 5: F.O.B. Washington State. Hawaii Zone 5: F.O.B. California.

On all orders with a net value between \$1,000 and \$3,000 (regardless of brand and/or ship-to address), we will add a \$200 "small order fee". Consolidation of product collections per order(s) to reach the \$3,000 net value is allowed, as long as all products and orders are shipped to the same destination/receiving location (ship-to address), the fee then will not apply regardless of shipping dates and points of origins. For individual orders with a net value less than \$1,000, the applicable "small order fee" will be \$300 unless more than one order can be combined with another one for the same ship-to address. If the case and net value is between \$1,000 and \$3,000, the fee will be \$200.

Freight charges beyond the continental United States are the purchaser's responsibility. Shipments beyond the continental United States must deliver to a freight forwarder or forwarding carrier of your choice. It is the customer's responsibility to provide this information on purchase orders.

Storage

In the event the purchaser request postponement of shipment beyond the scheduled shipping week after the goods have become work in process, or are ready to be shipped, Groupe Lacasse LLC can take arrangements to store the goods but at the purchaser's risk and expense. Such transfer to storage shall be deemed delivery to purchaser for all purposes including invoicing and payment.

Freight claims

All FCA destination claims will be handled and filed by the Seller. In order to expedite any credit due, your help and assistance is required. Please adhere to the following guidelines.

The merchandise is carefully packed and thoroughly inspected before leaving the warehouse. Responsibility for its safe delivery is assumed by the carrier upon acceptance of the shipment. Claims for loss or damage sustained in transit must therefore be made to Groupe Lacasse LLC as follows:

A. Concealed loss or damage

Concealed loss or damage means loss or damage that does not become apparent until the merchandise has been unpacked. The contents may be damaged in transit due to rough handling even though the carton may not show external damage. When damage is discovered upon unpacking, a written request must be made to Groupe Lacasse Customer Service within 15 days of the receiving date. No disposition will be taken until approved by the manufacturer.

IMPORTANT: Groupe Lacasse's policy in concealed damage is to replace the part or complete product if necessary at no charge to the dealer. However, it is the responsibility of the dealer to provide installation of the replaced part or complete product. Therefore, no labor fees will be accepted on concealed damages.

B. Visible damage or shortage

Any external evidence of damage or shortage must be noted on the freight bill or express receipts and signed by the carrier's agent. Failure to adequately describe such external

evidence of damage or shortage may result in refusing to honor a damage claim. When damage or shortage is discovered, a written request must be made to Groupe Lacasse Customer Service within 5 days of the receiving date.

For claims, please contact **Groupe Lacasse Customer Service** by phone at **1-888-522-2773** or by fax at **1-888-248-1865**.

Product

A. Use and installation of products

The Seller recommends that its products be installed according to its written installation procedures. The customer agrees to use the Seller's products properly; not to remove or alter safety devices, warnings, or operation instructions placed on products by the Seller and to instruct employees as to the proper care and use of the products according to printed instructions. Installers can be contracted through one of the Seller's dealer or affiliate on a separately negotiated basis.

B. Service

Service requests for design, installation, relocation, storage, trade-in, etc. are handled by the local authorized dealer. Contact the local authorized dealer for more details.

C. California Bulletins #117 and #133 (Seating)

Many models in this price list can be made to comply with State of California Technical Bulletin #133. The standard fire-retardant foam supplied meets the specification of State of California Technical Bulletin #117. Consult Customer Service for the latest models and upcharges.

D. Design

We reserve the right to make changes in product offering, design and materials as well as discontinuance of parts and units when such action is deemed to be an improvement in design or function.

Warranty

The following warranty applies to Arold products manufactured after May 1st, 2018. This warranty is given to the initial buyer and is valid for as long as the product is owned by the original buyer. The warranty, which runs from the date of manufacture, covers defects in materials and craftsmanship found during normal usage of products during the applicable warranty period.

Warranty:

Groupe Lacasse LLC warrants its products, from the date of invoice, to be free from defects in material and workmanship for as long as the original purchaser owns it; proof of delivery being the only official document accepted by Groupe Lacasse LLC for any claim. This warranty is subject to the limitations, exclusions and other provisions below: Lifetime except those listed below. Weight limit: 310 lbs. (141 kg).

Here are the warranty periods for products:

Arold Products	Applicable Warranty period*
Casters/Glides	5 years
C.O.M./C.O.V./SPL/Graded-In Upholstery Program	Not warranted
Electrical Components	5 years
Exposed wood	2 years
Foam	5 years
High-Performance Thermofused and High-Pressure Laminate	25 years
Internal wood frame	10 years
Mechanism	5 years
Metal frames	Lifetime
Standard and Carded Upholstery Programs	5 years
Workmanship	10 years

Labor, delivery charges and service not covered under warranty.

This warranty does not apply to "normal wear and tear", abuse, damage caused by a carrier, damaged caused by transport of product from one site or location to another and alterations to the product not expressly authorized by the Seller. It also does not apply to "Customer's Own Material and Vinyl", "Graded-In Upholstery Program" and "SPL" fabric, (i.e., material specified by the buyer that is not in the current Arold upholstery selection) used in the manufacture of Arold products. The Seller does not warrant the matching of colour, grain or texture except to within commercially acceptable standards. For the purposes of warranty claims, upholstery fabrics that have been dropped from Arold stocked upholsteries will be supported for 6 months from the date of discontinuation. For fabrics that are no longer available from the manufacturer, substitutes will be used for warranty claims.

A product will not be considered defective, and it will not be subject to the warranty, if the product is not installed or used as recommended in the Seller's written planning, installation or user guides. The warranty does not apply to any Arold seating product that is used by an individual weighing over 310 lbs. (141 kg). Warranty will be void if identification label is removed under the chair or if a proof of delivery cannot be supplied.

Except as stated above, the Seller does not make any express or implied warranties as to any product and in particular does not make any warranty of fitness for any particular purpose except for standard use of no more than 40 hours per week. The remedies described above are the buyer's exclusive remedies for any product defect. The Seller shall not be liable for consequential, economic, indirect, punitive or incidental damages arising from any product defect.

*The applicable warranty period assumes that the product is used an average of not more than 40 hours per week. If a product is used more than this, the applicable warranty period shall be reduced in proportion to the increased usage. For example, if casters are used an average of 50 hours per week, the applicable warranty period for the casters shall be reduced to four years.

1. Bases

E1 Metal, Polished Chrome finish	K8 Cut steel, Silver Metallic finish	M1 Tubular steel, White finish, antimicrobial	W1 Wood, Bourbon Cherry finish
E3 Metal, Black finish	W20 Wood, Wild Cherry finish	M2 Tubular steel, Silver Metallic finish, antimicrobial	W2 Wood, Cherry finish
E8 Metal, Silver Metallic finish	W21 Wood, Terra Cherry finish	ML Metal, Silver Metallic finish	W3 Wood, Shadow Oak finish
			W4 Wood, Natural finish
			W5 Wood, Sakura finish (Sencha)

2. Laminate finishes

ATH Authentik Elm	CER Cherry	GAN Anthracite Grey	KAR Karoo	RAS Roots	TOM Totem
BOR Borealis	DCH Dark Chocolate	GVR Frost	MJV Mojave	SAH Sahara	TWT Tuscany Walnut
BUC Bourbon Cherry	ERH Hard Rock Maple	HZN Hazelnut	NCN Crystal Black	SLT Salta	WGR Willow Grey
CCL Classic Chocolate	FOS Fossil	HRG Heritage	NGA Niagara	SNO Snow	

For more information, please visit www.grounelacasse.com.

3. Other options

A With button	DH 3" (76 mm) higher backrest	PCL Electrical module on the backrest's left side, while seated	TAL Tablet arm on left (while seated)
BAC Armcaps, Black Corian	FH Mounting, Polished Chrome finish	PCR Electrical module on the backrest's right side, while seated	TAR Tablet arm on right (while seated)
CB4 4-legged base, Polished Chrome finish	GLD Black glides	PD Electrical module (Stad)	WAC Armcaps, White Corian
CSB Contrast stitching, Black	NA No option	SA Without button	
CSW Contrast stitching, White	PA Electrical module (Stad)	SW Swivel mechanism	
CUP Optional cleanable underseat protection	PB Electrical module (Stad)		
	PC Electrical module		

Aroid

CONTRACT • CONTRAT

A GROUPE LACASSE BRAND



GROUPE
LACASSE

1 888 522.2773 www.groupelacasse.com